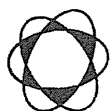




ภาคผนวก จ

เอกสารสอบเทียบเครื่องมือที่ใช้ในการตรวจวิเคราะห์
(Calibration)

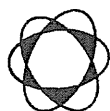


Thai Environmental Technic Limited

บริษัท เทคนิคสิ่งแวดล้อมไทย จำกัด

ตารางการสอบเทียบเครื่องมือที่ใช้ในการตรวจวัดและวิเคราะห์

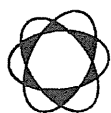
Item	Description	Parameter	List of Equipment	Equipment No.	Calibration	Next Calibration
1.	Stack Air	TSP	Dry Gas Meter/SK 25EX	S/N 1169	09/03/2022	March 2023
			Dry Gas Meter/SK 25EX	S/N 1173	09/03/2022	March 2023
			Digital Barometer/PHB-318	S/N B011407	11/05/2022	May 2023
			Digital Thermometer/DP-52	S/N L411635	15-23/02/2022	February 2023
			Electronic Balance/METTLER TOLEDO	S/N 1116392227	22/04/2022	April 2023
		NO _x as NO ₂ AL	Gas Analyzer (E-Instruments) E-4400S	S/N 4101	08/03/2022	March 2023
			Dry Gas Meter/SK 25EX	S/N 1169	09/03/2022	March 2023
			Dry Gas Meter/SK 25EX	S/N 1173	09/03/2022	March 2023
			Digital Barometer/PHB-318	S/N B011407	11/05/2022	May 2023
			Digital Thermometer/DP-52	S/N L411635	15-23/02/2022	February 2023
2.	Ambient Air	TSP	ICP394/PerkinElmer/OPTIMA8000	S/N 07N51310024C	04/10/2022	April 2023
			ORIFICE TRANSFER STANDARD/Tisch	S/N 0068	21/09/2022	September 2023
			High Volume Air Sampler/TET	S/N TSP-No. 40	01/08/2022	August 2023
			High Volume Air Sampler/TET	S/N TSP-No. 11	01/08/2022	August 2023
			Electronic Balance/METTLER TOLEDO	S/N 1116392227	22/04/2022	April 2023
		PM-10	High Volume Air Sampler/TET	S/N PM10-No. 32	01/08/2022	August 2023
			High Volume Air Sampler/TET	S/N PM10-No. 17	01/08/2022	August 2023
			Electronic Balance/METTLER TOLEDO	S/N 1116392227	22/04/2022	April 2023
			CERTIFICATE OF Analysis : Linde	S/N A00822SK	15/06/2021	June 2023
			NO _x Analyzer/API 200A	S/N 542	02/06/2022	December 2022
		WS & WD	NO _x Analyzer/API 200A	S/N 777	02/06/2022	December 2022
			Wind speed and wind direction/Weather Wizard III	S/N WC71006A11	27/01/2022	January 2023



Thai Environmental Technic Limited
บริษัท เทคนิคสิ่งแวดล้อมไทย จำกัด

ตารางการสอบเทียบเครื่องมือที่ใช้ในการตรวจวัดและวิเคราะห์ (ต่อ)

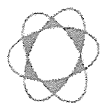
Item	Description	Parameter	List of Equipment	Equipment No.	Calibration	Next Calibration
3.	Working Air	Total Dust	Personal Air Sampler/Gilian	S/N 101151	08/11/2022	December 2022
			Personal Air Sampler/Gilian	S/N 14903	08/11/2022	December 2022
			Personal Air Sampler/Gilian	S/N 20111203066	08/11/2022	December 2022
			Personal Air Sampler/Gilian	S/N 20120103076	08/11/2022	December 2022
			Electronic Balance/XP 205	S/N 1129273885	22/04/2022	April 2023
		Respirable Dust	Personal Air Sampler/Gilian	S/N 20111001071	08/11/2022	December 2022
			Personal Air Sampler/Gilian	S/N 101153	08/11/2022	December 2022
			Electronic Balance/XP 205	S/N 1129273885	22/04/2022	April 2023
			Personal Air Sampler/Gilian	S/N 20111203058	08/11/2022	December 2022
			Personal Air Sampler/Gilian	S/N 101150	08/11/2022	December 2022
4.	Water	Al Fume	Personal Air Sampler/Gilian	S/N 101158	08/11/2022	December 2022
			ICP394/PerkinElmer/OPTIMA8000	S/N 078N1310024C	04/10/2022	April 2023
			pH Meter/Horiba F-71G	S/N V381F8H3	11/07/2022	July 2023
			Electronic Balance/METTLER TOLEDO	S/N 1116392227	22/04/2022	April 2023
			Electronic Balance/METTLER TOLEDO	S/N 1116392227	22/04/2022	April 2023
		Oil & Grease	BOD Incubator	ID/N TET.LAB.BOD 05	21/04/2022	April 2023
			Electronic Balance/METTLER TOLEDO	S/N 1116392227	22/04/2022	April 2023
			ICP394/PerkinElmer/OPTIMA8000	S/N 078N1310024C	04/10/2022	April 2023
			ICP394/PerkinElmer/OPTIMA8000	S/N 078N1310024C	04/10/2022	April 2023
			ICP394/PerkinElmer/OPTIMA8000	S/N 078N1310024C	04/10/2022	April 2023



Thai Environmental Technic Limited
บริษัท เทคโนโลยีสิ่งแวดล้อมไทย จำกัด

ตารางการสอบเทียบเครื่องมือที่ใช้ในการตรวจวัดและวิเคราะห์ (ต่อ)

Item	Description	Parameter	List of Equipment	Equipment No.	Calibration	Next Calibration
5.	Sound Level	Leq 24 hr & เสียงรบกวน	Sound Level Calibrator/TENMARS TM-100	S/N 181203570	26/01/2022	January 2023
			Integrated Sound Level/ACO TYPE 6226	S/N 160213	24/10/2022	30/11/2022
			Integrated Sound Level/ACO TYPE 6226	S/N 130131	24/10/2022	30/11/2022
			Integrated Sound Level/ACO TYPE 6236	S/N 222038	24/10/2022	30/11/2022
			Integrated Sound Level/ACO TYPE 6226	S/N 100102	24/10/2022	30/11/2022
6.	Occupational Health and Safety	Leq 8 hr	Integrated Sound Level/ACO TYPE 6226	S/N 160215	24/10/2022	30/11/2022
			Integrated Sound Level/ACO TYPE 6226	S/N 110097	24/10/2022	30/11/2022
			Sound Level Calibrator/TENMARS TM-100	S/N 181203570	26/01/2022	January 2023
			Integrated Sound Level/ACO TYPE 6226	S/N 110105	24/10/2022	30/11/2022
			Integrated Sound Level/ACO TYPE 6226	S/N 160204	24/10/2022	30/11/2022
		Noise Dose	Integrated Sound Level/ACO TYPE 6226	S/N 222040	24/10/2022	30/11/2022
			Sound Level Calibrator/TENMARS TM-100	S/N 181203570	26/01/2022	January 2023
			Noise Dose Meter/SOUNDTEK ST-130	S/N 220100052	10/03/2022	March 2023
		Heat	Noise Dose Meter/SOUNDTEK ST-130	S/N 220100054	10/03/2022	March 2023
			Noise Dose Meter/SOUNDTEK ST-130	S/N 220100055	10/03/2022	March 2023
		Light Intensity	WET BULB GLOBE TEMPERATURE (WBGT)	S/N 3522210144	07/03/2022	March 2023
			METER/JANTYTECH/JT 2011-E2A			
			WET BULB GLOBE TEMPERATURE (WBGT)	S/N 3522210145	07/03/2022	March 2023
			METER/JANTYTECH/JT 2011-E2A			
			Lux Digital Meter/LX50	S/N Q066345	09/06/2022	June 2023



CONTROL UNIT CALIBRATION

(Metric units , mm)

Date **9-Mar-22**

	Initial	Final	Average	
Barometric press, Pb	758.0	758.0	758.0	mmHg

Dry Gas Meter Data

Console No. **M50-05**

Metering System ID

DGM Number **1173**

DGM Model **SK25EX**

Reference Dry Gas Meter Data

Serial No. **913428**

Model. **S-110**

Correction factor(Yr) **0.982**

Last Calibration Data **01-Jun-21**

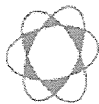
Orifice manometer setting ΔH mm H2O	Ref .	DGM Volume V_m V_r Liters	Temperature ($^{\circ}$ C)				Time min	DGM Correction factor (Y)	$\Delta H@$ mm H ₂ O
	DMG		Ref DGM T_r	Dry Gas Meter					
	Volume V_r Liters			Inlet T_i	Outlet T_o	Avg T_m			
15.00	100.00	99.97	28.00	28.00	29.00	28.50	8.19	0.9817	47.8120
25.00	100.00	99.98	28.00	28.00	29.00	28.50	6.33	0.9814	47.6482
50.00	100.00	99.95	28.00	28.00	29.00	28.50	4.45	0.9813	47.2105
80.00	100.00	100.11	28.00	28.00	29.00	28.50	3.52	0.9814	47.4001
100.00	100.00	100.05	28.00	28.00	29.00	28.50	3.15	0.9818	47.5401

Average **0.9815** **47.5222**

Dued Date of Calibrate **9-Mar-23**

Calibrated by :

Approved :



THAI ENVIRONMENTAL TECHNIC LIMITED
บริษัท เทคโนโลยีสิ่งแวดล้อมไทย จำกัด

CONTROL UNIT CALIBRATION

(Metric units , mm)

Date **9-Mar-22**

	Initial	Final	Average	
Barometric press, Pb	757.0	757.0	757.0	mmHg

Dry Gas Meter Data

Console No. **M50-03**

Metering System ID

DGM Number **1169**

DGM Model **SK25EX**

Reference Dry Gas Meter Data

Serial No. **913428**

Model. **S-110**

Correction factor(Yr) **0.982**

Last Calibration Data **01-Jun-21**

Orifice manometer setting ΔH mm H ₂ O	Ref .	DGM Volume V _m Liters	Temperature (° C)				Time min	DGM Correction factor (Y)	$\Delta H @$ mm H ₂ O
	DMG		Ref DGM T _r	Dry Gas Meter					
	Volume V _r Liters			Inlet T _i	Outlet T _o	Avg T _m			
15.00	100.00	100.05	28.00	28.00	29.00	28.50	8.20	0.9817	47.8972
25.00	100.00	99.95	28.00	28.00	29.00	28.50	6.33	0.9817	47.6167
50.00	100.00	99.72	28.00	28.00	29.00	28.50	4.47	0.9816	47.6042
80.00	100.00	99.45	28.00	28.00	29.00	28.50	3.52	0.9815	47.3686
100.00	100.00	99.20	28.00	28.00	29.00	28.50	3.15	0.9820	47.5085

Average **0.9817** **47.5991**

Dued Date of Calibrate **9-Mar-23**

Calibrated by :

Approved :



TECHNOLOGY PROMOTION ASSOCIATION (THAILAND-JAPAN)
CORPORATE SERVICES 3: EQUIPMENT CALIBRATION AND TESTING SERVICES
534/4 PATTANAKARN ROAD SOI 18, SUANLUANG, SUANLUANG, BANGKOK 10250
TEL. 0-2717-3000-24 FAX. 0-2719-9484



Certificate of Calibration

Certificate No. : 22P1744

Page : 1 of 2

Equipment : Digital Barometer

Manufacturer: Lutron

Model : PHB-318

Serial No.: B011407

ID No.: No.1

Condition As-Received: Used Item

Received Date: 06 May 2022

Calibration Date: 11 May 2022

Reference: 2205-0152WSC

Submitted by: Thai Environmental Technic Limited

Ambient Temperature: (23 ± 2) °C

Relative Humidity: (50 ± 15) %

Atmospheric Pressure: 1008 mbar

This certificate may not be reproduced other than in full,
except with the prior written approval of the head of
Corporate Services 3: Equipment Calibration and Testing Services.

1/6 Soi Ramkhamhaeng 145, Khwaeng/Khet Saphan Sung,
Bangkok 10240

Procedure used: The calibration was conducted by direct comparison method against Pressure Measuring Instruments Standard according to in-house calibration procedure CP-P10, using " DKD-R 6-1 ; Calibration of Pressure Gauges, Edition 03/2014 " as a guidelines.

Condition of this result of calibration

1.Reference standards instruments :

<u>Instrument</u>	<u>Model</u>	<u>Serial No.</u>	<u>Certificate No.</u>	<u>Due Date</u>
1) Digital Manometer	767367	91R724799	22P396	08 Feb 2023

2.This result of calibration was made on requested at the point specified by customer.

3.Scale and conversion factor is 1 kPa = 7.50062 mmHg

4.This result of calibration instrument was in absolute pressure.

5.This instrument was used clean air as pressure media.

6.This instrument was installed in vertical orientation and center of connector was used as the reference level.

7.The certificate is valid only to the item calibrated on date and place of calibration.

8.This Certification is traceable to the International System of Unit maintained at:-

-National Institute of Metrology Thailand (NIMT)

Calibrated by : Suksan Khankaew

Issue Date : 12 May 2022

Approved Signatory :

Attapol P.
[] Phalinee Prabpaipal
[] Sura Suwannasri
[x] Attapol Panurach

B 0287404



Cert.No.: 22P1744

Page: 2 of 2

Result of calibration:- Without adjustment

Range : 730 mmHg to 770 mmHg

Function:- Absolute Pressure Measurement

Resolution : 0.1 mmHg

Increasing Pressure

Applied Pressure (mmHg)	730.85	740.85	750.85	760.85	770.85
UUC* Indication (mmHg)	731.6	741.7	751.7	761.6	771.6
Error (mmHg)	0.75	0.85	0.85	0.75	0.75

Decreasing Pressure

Applied Pressure (mmHg)	770.85	760.85	750.85	740.85	730.85
UUC* Indication (mmHg)	771.6	761.6	751.7	741.7	731.7
Error (mmHg)	0.75	0.75	0.85	0.85	0.85

The uncertainty of measurement was ± 0.27 mmHg

* UUC = Unit Under Calibration

The reported uncertainty of measurement was based on a standard uncertainty multiplied by a coverage factor $k = 2$, providing a level of confidence of approximately 95 %.

-o0o-

Attapol P.

a 1106636



TECHNOLOGY PROMOTION ASSOCIATION (THAILAND-JAPAN)
CORPORATE SERVICES 3: EQUIPMENT CALIBRATION AND TESTING SERVICES
534/4 PATTANAKARN ROAD SOI 18, SUANLUANG, SUANLUANG, BANGKOK 10250
TEL. 0-2717-3000-24 FAX. 0-2719-9484



Certificate of Calibration

Certificate No. : 22T328

Page : 1 of 2

Equipment : Digital Thermometer With Sensor

Manufacturer: Digicon

Model : DP-52

Serial No.: I.411635

ID No.: No.10

Condition As-Received: Used Item

Received Date: 01 February 2022

Calibration Date: 15 February 2022
to 23 February 2022

Reference: 2202-0015DSC

Submitted by: Thai Environmental Technic Limited

Ambient Temperature: (25 ± 3) °C

Relative Humidity: (50 ± 20) %

This certificate may not be reproduced other than in full,
except with the prior written approval of the head of
Corporate Services 3: Equipment Calibration and Testing Services.

1/6 Soi Ramkhamhaeng 145, Khwaeng/Khet Saphan Sung,
Bangkok 10240

Procedure used: Calibration were conducted using in-house calibration procedure CP-T01 according to comparison with Industrial Platinum Resistance Thermometer (IPRT) into liquid bath temperature controller and comparison with Standard Thermocouple (Type R/S) into high temperature furnace.
The temperature scale used was based on ITS-90.

Condition of this result of calibration

1. Reference standards instruments :

<u>Instrument</u>	<u>Model</u>	<u>Serial No.</u>	<u>Certificate No.</u>	<u>Due Date</u>
1) Digital Thermometer	1529	A66176	21I1248	16 Nov 2022
2) Industrial Platinum Resistance Thermometer	5627	739437	21I1248	16 Nov 2022
3) Digital Thermometer	1529	A4B760	21I912	07 Sep 2022
4) Industrial Platinum Resistance Thermometer	5627-12	571974	21I912	07 Sep 2022
5) Digital Multimeter	2700	4016315	EE-0106-21	14 Oct 2022
6) Standard Thermocouple Probe (Type S)	5650-20	9569	TT-0037-21	02 Apr 2022

2. The certificate is valid only to the item calibrated on date and place of calibration.

3. This Certification is traceable to the International System of Unit maintained at:-

-National Institute of Metrology Thailand (NIMT)

Calibrated by : Thatchanan Chankong

Issue Date : 25 February 2022

Approved Signatory :

[] Phalinee Prabpaipal

[] Chatchawan Khunpiluek

[✓] Wanlop Larpkurn

B 0281943



Cert. No.: 22T328

Page.: 2 of 2

Result of Calibration:-

Without Adjustment

Function:

Temperature measurement for Channel T1

This equipment was connected with Thermocouple Type K S/N. 11005001 ID No. 10

Dimension of probe : Diameter 8 mm., Length 1030 mm. Sheath material : Stainless Steel

<u>Immersion</u> <u>Depth</u> (mm.)	<u>Standard</u> <u>Temperature</u> (°C)	<u>UUC*</u> <u>Reading</u> (°C)	<u>Error</u> (°C)	<u>Uncertainty</u> <u>of Measurement</u> (±°C)
150	200.0043	200.7	0.6957	0.73
150	400.0056	400.3	0.2944	1.4
150	600.01	598.9	-1.11	3.1

UUC* : Unit Under Calibration

The reported uncertainty of measurement was based on standard uncertainty multiplied by a coverage factor $k = 2$, providing a level of confidence of approximately 95%.

-o0o-



TECHNOLOGY PROMOTION ASSOCIATION (THAILAND-JAPAN)
CORPORATE SERVICES 3: EQUIPMENT CALIBRATION AND TESTING SERVICES
534/4 PATTANAKARN ROAD SOI 18, SUANLUANG, SUANLUANG BANGKOK 10250
TEL. 0-2717-3000-27 FAX. 0-2719-9484



Cert.No.: 22MM27
Page.: 1 of 3

Certificate of Calibration

Equipment : Electronic Balance

Manufacturer : Mettler Toledo

Model : AB204

Serial No. : 1116392227


ID No. : TET.LAB.BAL01

Submitted by : Thai Environmental Technic Limited
1/6 Soi Ramkhamhaeng 145,
Khwaeng/Khet Saphan Sung,
Bangkok 10240

Location : Balance Room

Received order : 20 April 2022
Calibration Date : 22 April 2022
Ambient Temperature : 15 °C to 40 °C
Relative Humidity : 30 % to 90 %

Calibrated by : Uthen Kankawi

Approved by : 
Approved Signatory

() Pornthippa Tameyakul
(✓) Malee Butkruea
() Suwit Imjai

Issue Date : 6 May 2022

The Uncertainties are for a confidence probability of approximately 95%

This certificate may not be reproduced other than in full, except with the prior written
Approval of the head of Corporate Services 3 : Equipment Calibration and Testing Services.

A 0040784



Equipment : Electronic Balance
Condition As-Received : Used Item
Reference : 2204-0369OC-16

Cert.No.: 22MM27
Page: 2 of 3

Procedure used :-

Calibration were conducted using in-house calibration procedure CP-OB01 according to direct measurement method against standard weight.

Condition of this result of calibration

1. Reference standard instruments:-

<u>Instruments</u>	<u>Model</u>	<u>Serial No.</u>	<u>ID No.</u>	<u>Test report No.</u>	<u>Due date</u>
1) Standard Weight Set (E2)	15884	-	70RC138	MM-0009-21	3 Feb 2023

2. This certificate is valid only to the item calibrated on date and place of calibration.
3. This result of calibration was made on requested at the point specified by customer.
4. This certificate is not certified for any commercial transaction.
5. This certification is traceable to the International System of Unit.

Result of calibration () Without Adjustment (*) After Adjustment by External Calibration

Range capacity : 0 g to 210 g **Resolution** 0.0001 g

Before Adjustment :

<u>Applied Weight</u>	<u>Balance Reading</u>	<u>Correction</u>	<u>Measurement Uncertainty</u>	<u>Coverage Factor</u>
(g)	(g)	(g)	(\pm mg)	(k)
100	99.9981	+0.0019	0.22	2.00
200	199.9957	+0.0043	0.35	2.00

After Adjustment :

1. Determination of the standard deviation of weighing machine (n = 10)

<u>Applied Weight</u>	<u>Standard Deviation of Reading (g)</u>
(g)	
100	0.00006
200	0.00007

Malu.



Equipment : Electronic Balance
Condition As-Received : Used Item
Reference : 2204-0369OC-16

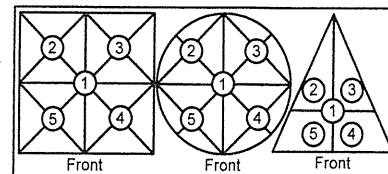
Cert.No.: 22MM27

Page: 3 of 3

Result of calibration

2. Effect of off center loading

A mass of 100 g was placed to various position on the pan.
The weighing machine reading error obtained is given in the table



Maximum difference between
off-center and central loading
(g)
0.0003

Position 1	Position 2	Position 3	Position 4	Position 5
(g)	(g)	(g)	(g)	(g)
-0.0003	-0.0003	-0.0003	-0.0004	0.0000

3. Departure from nominal value

Applied Weight	Balance Reading	Correction	Measurement Uncertainty	Coverage Factor
(g)	(g)	(g)	(\pm mg)	(k)
Unload	0.0000	0.0000	0.13	2.09
0.01	0.0099	+0.0001	0.13	2.09
0.1	0.0999	+0.0001	0.13	2.09
0.5	0.5000	0.0000	0.13	2.09
1	1.0001	-0.0001	0.13	2.09
5	5.0001	-0.0001	0.13	2.09
10	10.0000	0.0000	0.13	2.09
25	24.9998	+0.0002	0.15	2.06
50	49.9998	+0.0002	0.15	2.05
100	99.9998	+0.0002	0.22	2.00
200	199.9997	+0.0003	0.35	2.00

Note : This instrument was adjusted before calibration by weight of Mettler Toledo F1 200. g S/N.: 11119517
Certificate No.: 21M1956

The reported uncertainty of measurement was based on a standard uncertainty multiplied by a coverage factor k , providing a level of confidence of approximately 95 %.

-o0o-

Malu.

a 1105868



Thai Environmental Technic Limited
บริษัท เทคนิคสิ่งแวดล้อมไทย จำกัด

Portable Gas Calibration Report

Manufacturer : E-instruments
Instrument Model : 4400S
Instrument serial no. : 4101
Instrument ID : 5

Date of Calibration: 8-Mar-22
Ambient Condition
Temperature (23±5 °C) : 25.0 °C
Humidity (55±15 % RH) : 50.0 % RH
Barometer (mmHg) : 758.0 mmHg

Standard gas References

Standard gas	Cylinder No.	Traceability	Due date
Oxygen (O ₂)	27960	Linde	August 4, 2023
Nitric Oxide(NO)	D025806	Linde	August 18, 2023
	D271295	Linde	October 12, 2022
Sulfer Dioxide (SO ₂)	D824500	Linde	October 11, 2024
	D271305	Linde	October 11, 2024
Carbon Monoxide(CO)	D824500	Linde	October 11, 2024
	D271305	Linde	October 11, 2024

Calibration Results

Parameter	Standard gas	Reading	Actual Error	Test Limit	Results
O ₂ (%vol)	0.0	0.0	0.0	±0.2 % vol	PASS
	13.9	13.9	0.0		
NO (ppm)	0.0	0.0	0.0	±5.0 ppm 0...100 ppm ±5% measured Value 101....5000 ppm	PASS
	199.0	197.0	-2.0		
	393.0	392.0	-1.0		
SO ₂ (ppm)	0.0	0.0	0.0		PASS
	406.0	404.0	-2.0		
	804.0	801.0	-3.0		
CO (ppm)	0.0	0.0	0.0		PASS
	404.0	403.0	-1.0		
	793.0	793.0	0.0		

Calibrate by:

yde's

Approved by:

Piyachon B

MAINTENANCE REPORT AND TEST CERTIFICATE OPTIMA 8000

Customer : บริษัท เทคนิคสิ่งแวดล้อมไทย จำกัด Address : 1/6 ซอยรามคำแหง 145 แขวงสะพานสูง เขตสะพานสูง กรุงเทพมหานคร 10240 User Name: Khun Nattapong Phone: 02-3737799 Fax:	Date Tested: October 4, 2022 Recommendation Recertification Period 6 Months Recertification Due: April 4, 2023 Date Last Certified: April 5, 2022 Visit Number: 2 of 2 PerkinElmer Phone: 02-719-6420 ext 203 PerkinElmer Fax: 02-318-5597
--	--

CONFIGURATION TESTED	ACCESSORIES/COMPONENT NOT INCLUDED	
MODEL	SERIAL NUMBER	
OPTIMA 8000	078N1310024C	
S10		
TESTED EQUIPMENT	CALIBRATION NUMBER	EXPIRATION
IPV Methods		
TEST STANDARD USED	PART NUMBER	EXPIRATION DATE
Mixed standard 1/10	N069-1579	May 30, 2023
Mixed standard 1/100	N930-0221	November 30, 2023
CUSTOMER SUPPLIED	COMMENTS	CUSTOMER INITIALS
2 % HNO ₃		
10 % HNO ₃		

MAINTENANCE REPORT AND TEST CERTIFICATE OPTIMA 8000

SERIAL NUMBER : 078N1310024C

DATE TESTED : October 4, 2022

1. MECHANICAL CHECKS

- A. Inspect and clean all fans and filters.
- B. Inspect and replace as necessary, all torch components including the RF coil.
- C. Inspect all tubing for sign of clacking or leaking.
- D. Adjust water and gas pressure regulator settings.
- E. Inspect and leak check pneumatics drawers.
- F. Clean the exterior of the instrument.

☐ OK
☐ OK
☐ OK
☐ OK
☐ OK
☐ OK

2. OPTICAL CHECKS

- A. Inspect and clean all optical components.
- B. As required, check and replace all purgefilters.
- C. Recheck optical alignment.

☐ OK
☐ OK
☐ OK

3. COOLING SYSTEM CHECKS

- A. Perform preventive maintenance on chiller.
- B. Flush out the chiller every six months.

☐ OK
☐ OK

4. PERFORMANCE CHECKS

- A. Torch View Alignment.
- B. Wavelength Calibration.

☐ OK
☐ OK

MAINTENANCE REPORT AND TEST CERTIFICATE OPTIMA 8000

SERIAL NUMBER : <u>078N1310024C</u>		DATE TESTED : <u>October 4, 2022</u>	
PARAMETER	SPECIFICATION		FINAL VALUE
Spectral Resolution : UV	As 193.696 nm	≤ 0.009	<u>0.00726</u>
	Ni 231.604 nm	≤ 0.011	<u>0.00833</u>
	Ni 341.476 nm	≤ 0.015	<u>0.01232</u>
Spectral Resolution : VIS	Ba 455.403 nm	≤ 0.020	<u>0.01577</u>
Precision			
	Zn 206.200 nm	% RSD < 1.0	<u>0.18</u>
	Mg 280.271 nm	% RSD < 1.0	<u>0.46</u>
	Mg 285.213 nm	% RSD < 1.0	<u>0.42</u>
	Ba 455.403 nm	% RSD < 1.0	<u>0.06</u>
Detection Limits : Axial	As 193.696 nm	3(SD) ppb	<u>3.11</u>
	Se 196.026 nm	3(SD) ppb	<u>4.14</u>
	Tl 190.801 nm	3(SD) ppb	<u>2.27</u>
	Pb 220.353 nm	3(SD) ppb	<u>0.96</u>
Detection Limits : Radial	As 193.696 nm	3(SD) ppb	<u>8.84</u>
	Zn 213.857 nm	3(SD) ppb	<u>0.13</u>
	Mn 257.610 nm	3(SD) ppb	<u>0.01</u>
	La 379.478 nm	3(SD) ppb	<u>0.93</u>
	Ba 455.403 nm	3(SD) ppb	<u>0.04</u>
	Ba 493.408 nm	3(SD) ppb	<u>0.12</u>
BEC : Axial (IB X 1000)/(IS-IB)	Mn 257.610 nm	≤ 30 ppb	<u>15.70</u>
BEC : Radial (IB X 1000)/(IS-IB)	Mn 257.610 nm	≤ 30 ppb	<u>9.01</u>

MAINTENANCE REPORT AND TEST CERTIFICATE
OPTIMA 8000

SERIAL NUMBER : 078N1310024C

DATE TESTED : October 4, 2022

Remarks :

Commissioning follow as commissioning performance sheets.

This is to certify that the above tests have been performed and the configuration tested

☒

meets

☐


does not meet

the PerkinElmer Specifications listed on this certificate.

This certificate does not modify PerkinElmer's standard terms and condition of sale,
including warranty terms.

Service Department PerkinElmer Ltd.

Authorized Representative :



(Wiphan Promlumda)

Service Engineer

=====

Align View XY Axial for analyte Mn 257.610

X-position	Y-position	Intensity
-2.0	15.0	5119763.8
-1.6	15.0	6802430.3
-1.2	15.0	7998705.3
-0.8	15.0	8921036.6
-0.4	15.0	9415249.2
0.0	15.0	9145189.2
0.4	15.0	8561448.2
0.8	15.0	7372556.4
1.2	15.0	5801066.7
1.6	15.0	4360683.6
2.0	15.0	3277941.3
-0.4	10.0	178360.5
-0.4	10.5	270096.8
-0.4	11.0	524775.4
-0.4	11.5	1099741.4
-0.4	12.0	1947168.2
-0.4	12.5	3092168.0
-0.4	13.0	4482627.5
-0.4	13.5	6341583.3
-0.4	14.0	7903988.8
-0.4	14.5	8846944.2
-0.4	15.0	9553876.8
-0.4	15.5	9348844.1
-0.4	16.0	9062049.4
-0.4	16.5	7895237.2
-0.4	17.0	6093533.7
-0.4	17.5	4782901.6
-0.4	18.0	3580353.9
-0.4	18.5	2452502.1
-0.4	19.0	1400321.1
-0.4	19.5	799140.5
-0.4	20.0	420183.9
-1.2	15.0	8553343.7
-0.8	15.0	9414538.4
-0.4	15.0	9524088.0
0.0	15.0	9441307.0
0.4	15.0	8738064.4
-0.4	13.0	4961231.7
-0.4	13.5	6479100.6
-0.4	14.0	8079437.3
-0.4	14.5	9298868.4
-0.4	15.0	9727764.3
-0.4	15.5	9697873.4
-0.4	16.0	8956220.3
-0.4	16.5	7870834.5
-0.4	17.0	6288498.2

=====

4/10/2565 12:38:01 aligned for analyte Mn 257.610

X viewing position set to -0.4 mm having Peak intensity 9727764.3 for Axial viewing

Y viewing position set to 15.0 mm having Peak intensity 9727764.3 for Axial viewing

=====

Align View X Radial for analyte Mn 257.610

X-position	Y-position	Intensity
-7.0	15.0	8334.0
-6.5	15.0	11264.2
-6.0	15.0	16657.9
-5.5	15.0	26028.0
-5.0	15.0	43856.5
-4.5	15.0	74460.2
-4.0	15.0	127306.9
-3.5	15.0	182637.1
-3.0	15.0	243830.8
-2.5	15.0	382351.9
-2.0	15.0	597699.9
-1.5	15.0	874758.9
-1.0	15.0	1163200.5
-0.5	15.0	1333747.2
0.0	15.0	1412726.3
0.5	15.0	1363321.5
1.0	15.0	1228529.7

1.5	15.0	1009252.5
2.0	15.0	762103.9
2.5	15.0	679846.2
3.0	15.0	616511.7
3.5	15.0	449873.5
4.0	15.0	285408.6
4.5	15.0	190949.1
5.0	15.0	109896.6
5.5	15.0	56963.5
6.0	15.0	32251.4
6.5	15.0	22416.7
7.0	15.0	16775.4

4/10/2565 12:41:55 aligned for analyte Mn 257.610

X viewing position set to 0.0 mm having Peak intensity 1412726.3 for Radial viewing
=====

=====

Reprocessing Begun

Logged In Analyst: TET

Technique: ICP Continuous

Results Data Set (original): PM4OCT22

Results Library (original): C:\Users\Public\PerkinElmer\IPV\PM.mdb

Results Data Set (reprocessed):

Results Library (reprocessed):

=====

Sequence No.: 1

Sample ID: Calib Blank 1

Analyst:

Logged In Analyst (Original) : TET

Initial Sample Wt:

Dilution:

Wash Time:

Autosampler Location:

Date Collected: 4/10/2565 13:03:09

Data Type: Reprocessed on 4/10/2565 13:10:50

Initial Sample Vol:

Sample Prep Vol:

Nebulizer Parameters: Calib Blank 1

Analyte Back Pressure Flow

All 189.0 kPa 0.55 L/min

Mean Data: Calib Blank 1

Analyte	Mean Corrected Intensity	Std.Dev.	RSD	Conc. Units
Tl 190.801	-188.5			[0.00] µg/L
As 193.696	172.3			[0.00] µg/L
Se 196.026	118.8			[0.00] µg/L
Pb 220.353	780.8			[0.00] µg/L

=====

Sequence No.: 2

Sample ID: DL-Standard

Analyst:

Logged In Analyst (Original) : TET

Initial Sample Wt:

Dilution:

Wash Time:

Autosampler Location:

Date Collected: 4/10/2565 13:08:25

Data Type: Reprocessed on 4/10/2565 13:10:50

Initial Sample Vol:

Sample Prep Vol:

Nebulizer Parameters: DL-Standard

Analyte Back Pressure Flow

All 189.0 kPa 0.55 L/min

Mean Data: DL-Standard

Analyte	Mean Corrected Intensity	Std.Dev.	RSD	Conc. Units
Tl 190.801	27521.6			[1000] µg/L
As 193.696	25398.0			[1000] µg/L
Se 196.026	7470.8			[500] µg/L
Pb 220.353	56586.9			[500] µg/L

Calibration Summary

Analyte	Stds.	Equation	Intercept	Slope	Curvature	Corr. Coef.	Reslope
Tl 190.801	1	Lin, Calc Int	0.0	27.52	0.00000	1.000000	
As 193.696	1	Lin, Calc Int	0.0	25.40	0.00000	1.000000	
Se 196.026	1	Lin, Calc Int	0.0	14.94	0.00000	1.000000	
Pb 220.353	1	Lin, Calc Int	0.0	113.2	0.00000	1.000000	

=====

Sequence No.: 3

Sample ID: IDL-XL (2% HNO3)

Analyst:

Logged In Analyst (Original) : TET

Initial Sample Wt:

Dilution: 3X

Wash Time:

Autosampler Location:

Date Collected: 4/10/2565 13:04:56

Data Type: Reprocessed on 4/10/2565 13:10:50

Initial Sample Vol:

Sample Prep Vol:

Nebulizer Parameters: IDL-XL (2% HNO3)

Analyte	Back Pressure	Flow
All	188.0 kPa	0.55 L/min

Mean Data: IDL-XL (2% HNO3)

Analyte	Mean Corrected Intensity	Calib. Conc. Units	Std.Dev.	Sample Conc. Units	Std.Dev.	RSD
Tl 190.801	10.2	0 µg/L	0.76	1 µg/L	2.27	204.66%
As 193.696	-32.9	-1 µg/L	1.04	-4 µg/L	3.11	80.03%
Se 196.026	-47.2	-3 µg/L	1.38	-9 µg/L	4.14	43.71%
Pb 220.353	132.2	1 µg/L	0.32	4 µg/L	0.96	27.41%

=====

Method Loaded

Method Name: DLRL-Cal

Method Last Saved: 5/4/2565 10:59:28

IEC File:

MSF File:

Method Description: C8000-Calibration for later test

Sequence No.: 1

Autosampler Location:

Sample ID: Calib Blank 1

Date Collected: 4/10/2565 12:54:37

Analyst:

Data Type: Reprocessed on 4/10/2565 13:11:22

Logged In Analyst (Original) : TET

Initial Sample Wt:

Initial Sample Vol:

Dilution:

Sample Prep Vol:

Wash Time:

Nebulizer Parameters: Calib Blank 1

Analyte	Back Pressure	Flow
All	188.0 kPa	0.55 L/min

Mean Data: Calib Blank 1

Analyte	Mean Corrected Intensity	Std.Dev.	RSD	Calib Conc. Units
As 193.696	45.2			[0.00] mg/L
Zn 213.857	5597.0			[0.00] mg/L
Mn 257.610	3627.2			[0.00] mg/L
La 379.478	798.1			[0.00] mg/L
Ba 455.403	7460.0			[0.00] mg/L
Ba 493.408	8076.4			[0.00] mg/L

=====

Sequence No.: 2

Autosampler Location:

Sample ID: Calib Std 1

Date Collected: 4/10/2565 12:45:45

Analyst:

Data Type: Reprocessed on 4/10/2565 13:11:23

Logged In Analyst (Original) : TET

Initial Sample Wt:

Initial Sample Vol:

Dilution:

Sample Prep Vol:

Wash Time:

Nebulizer Parameters: Calib Std 1

Analyte	Back Pressure	Flow
All	186.0 kPa	0.55 L/min

Mean Data: Calib Std 1

Analyte	Mean Corrected Intensity	Std.Dev.	RSD	Calib Conc. Units
As 193.696	15741.9			[5.0] mg/L
Zn 213.857	160791.5			[1.0] mg/L
Mn 257.610	1661581.1			[1.0] mg/L
La 379.478	338793.3			[1.0] mg/L
Ba 455.403	810942.9			[0.1] mg/L
Ba 493.408	622557.7			[0.1] mg/L

Calibration Summary

Analyte	Stds.	Equation	Intercept	Slope	Curvature	Corr. Coef.	Reslope
---------	-------	----------	-----------	-------	-----------	-------------	---------

As 193.696	1	Lin, Calc Int	-0.0	3148	0.00000	1.000000
Zn 213.857	1	Lin, Calc Int	0.0	160800	0.00000	1.000000
Mn 257.610	1	Lin, Calc Int	0.0	1662000	0.00000	1.000000
La 379.478	1	Lin, Calc Int	0.0	338800	0.00000	1.000000
Ba 455.403	1	Lin, Calc Int	0.0	8109000	0.00000	1.000000
Ba 493.408	1	Lin, Calc Int	0.0	6226000	0.00000	1.000000

Sequence No.: 3

Sample ID: IDL-RL (2% HNO3)

Analyst:

Logged In Analyst (Original) : TET

Initial Sample Wt:

Dilution: 3X

Wash Time:

Autosampler Location:

Date Collected: 4/10/2565 12:57:21

Data Type: Reprocessed on 4/10/2565 13:11:23

Initial Sample Vol:

Sample Prep Vol:

Nebulizer Parameters: IDL-RL (2% HNO3)

Analyte	Back Pressure	Flow
All	187.0 kPa	0.55 L/min

Mean Data: IDL-RL (2% HNO3)

Analyte	Mean Corrected	Calib.	Std.Dev.	Sample	Std.Dev.	RSD
	Intensity	Conc. Units		Conc. Units		
As 193.696	-45.8	-0.0 mg/L	0.00	-43.6 µg/L	8.84	20.25%
Zn 213.857	-4719.6	-0.0 mg/L	0.00	-88.1 µg/L	0.13	0.15%
Mn 257.610	-3285.9	-0.0 mg/L	0.00	-5.9 µg/L	0.01	0.12%
La 379.478	-316.6	-0.0 mg/L	0.00	-2.8 µg/L	0.93	33.34%
Ba 455.403	-6917.2	-0.0 mg/L	0.00	-2.6 µg/L	0.04	1.39%
Ba 493.408	-5645.3	-0.0 mg/L	0.00	-2.7 µg/L	0.12	4.36%

=====

Reprocessing Begun

Logged In Analyst: TET

Technique: ICP Continuous

Results Data Set (original): PM4OCT22

Results Library (original): C:\Users\Public\PerkinElmer\IPV\PM.mdb

Results Data Set (reprocessed):

Results Library (reprocessed):

=====

Sequence No.: 1

Sample ID: Calib Blank 1

Analyst:

Logged In Analyst (Original) : TET

Initial Sample Wt:

Dilution:

Wash Time:

Autosampler Location:

Date Collected: 4/10/2565 13:03:09

Data Type: Reprocessed on 4/10/2565 13:10:50

Initial Sample Vol:

Sample Prep Vol:

Nebulizer Parameters: Calib Blank 1

Analyte

Back Pressure

Flow

All 189.0 kPa

0.55 L/min

Mean Data: Calib Blank 1

Analyte	Mean Corrected Intensity	Std.Dev.	RSD	Calib Conc. Units
Tl 190.801	-188.5			[0.00] µg/L
As 193.696	172.3			[0.00] µg/L
Se 196.026	118.8			[0.00] µg/L
Pb 220.353	780.8			[0.00] µg/L

=====

Sequence No.: 2

Sample ID: DL-Standard

Analyst:

Logged In Analyst (Original) : TET

Initial Sample Wt:

Dilution:

Wash Time:

Autosampler Location:

Date Collected: 4/10/2565 13:08:25

Data Type: Reprocessed on 4/10/2565 13:10:50

Initial Sample Vol:

Sample Prep Vol:

Nebulizer Parameters: DL-Standard

Analyte

Back Pressure

Flow

All 189.0 kPa

0.55 L/min

Mean Data: DL-Standard

Analyte	Mean Corrected Intensity	Std.Dev.	RSD	Calib Conc. Units
Tl 190.801	27521.6			[1000] µg/L
As 193.696	25398.0			[1000] µg/L
Se 196.026	7470.8			[500] µg/L
Pb 220.353	56586.9			[500] µg/L

Calibration Summary

Analyte	Stds.	Equation	Intercept	Slope	Curvature	Corr. Coef.	Reslope
Tl 190.801	1	Lin, Calc Int	0.0	27.52	0.00000	1.000000	
As 193.696	1	Lin, Calc Int	0.0	25.40	0.00000	1.000000	
Se 196.026	1	Lin, Calc Int	0.0	14.94	0.00000	1.000000	
Pb 220.353	1	Lin, Calc Int	0.0	113.2	0.00000	1.000000	

=====

Sequence No.: 3

Sample ID: IDL-XL (2% HNO3)

Analyst:

Logged In Analyst (Original) : TET

Initial Sample Wt:

Dilution: 3X

Wash Time:

Autosampler Location:

Date Collected: 4/10/2565 13:04:56

Data Type: Reprocessed on 4/10/2565 13:10:50

Initial Sample Vol:

Sample Prep Vol:

Nebulizer Parameters: IDL-XL (2% HNO3)

Analyte	Back Pressure	Flow
All	188.0 kPa	0.55 L/min

Mean Data: IDL-XL (2% HNO3)

Analyte	Mean Corrected	Calib.	Std.Dev.	Sample	Std.Dev.	RSD
	Intensity	Conc. Units		Conc. Units		
Tl 190.801	10.2	0 µg/L	0.76	1 µg/L	2.27	204.66%
As 193.696	-32.9	-1 µg/L	1.04	-4 µg/L	3.11	80.03%
Se 196.026	-47.2	-3 µg/L	1.38	-9 µg/L	4.14	43.71%
Pb 220.353	132.2	1 µg/L	0.32	4 µg/L	0.96	27.41%

=====
Method Loaded

Method Name: MnBEC

IEC File:

Method Last Saved: 15/10/2563 10:51:07

MSF File:

Method Description: C8000-XL and RL-Spec <or = 30 µg/L,Attn:Spec<or= 50µg/L

Sequence No.: 1

Sample ID: IB (2% HNO3)

Analyst:

Logged In Analyst (Original) : TET

Initial Sample Wt:

Dilution:

Wash Time:

Autosampler Location:

Date Collected: 4/10/2565 13:02:02

Data Type: Reprocessed on 4/10/2565 13:11:50

Initial Sample Vol:

Sample Prep Vol:

Nebulizer Parameters: IB (2% HNO3)

Analyte

Back Pressure

Flow

All

189.0 kPa

0.55 L/min

Mean Data: IB (2% HNO3)

Analyte	Mean Corrected Intensity	Calib. Conc. Units	Std.Dev.	Sample Conc. Units	Std.Dev.	RSD
Mn 257 XN	179923.9					
Mn 257 RN	22857.4					

Sequence No.: 2

Sample ID: IS (N069-1579/10)

Analyst:

Logged In Analyst (Original) : TET

Initial Sample Wt:

Dilution:

Wash Time:

Autosampler Location:

Date Collected: 4/10/2565 12:47:14

Data Type: Reprocessed on 4/10/2565 13:11:50

Initial Sample Vol:

Sample Prep Vol:

Nebulizer Parameters: IS (N069-1579/10)

Analyte

Back Pressure

Flow

All

187.0 kPa

0.55 L/min

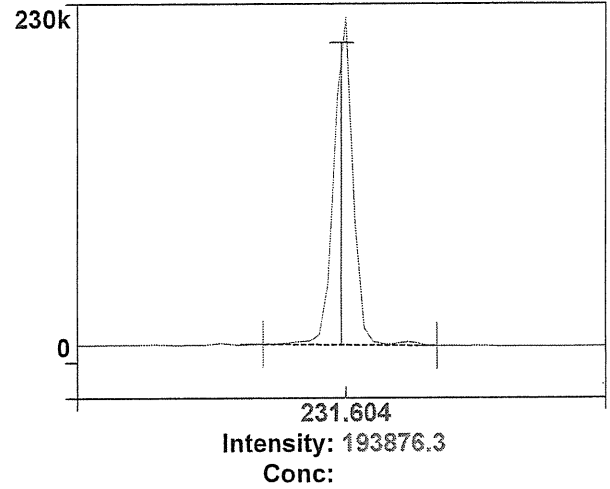
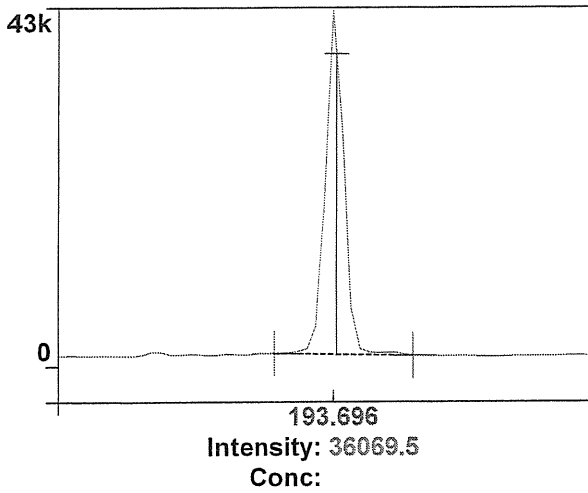
Mean Data: IS (N069-1579/10)

Analyte	Mean Corrected Intensity	Calib. Conc. Units	Std.Dev.	Sample Conc. Units	Std.Dev.	RSD
Mn 257 XN	11640650.3					
Mn 257 RN	1784946.6					

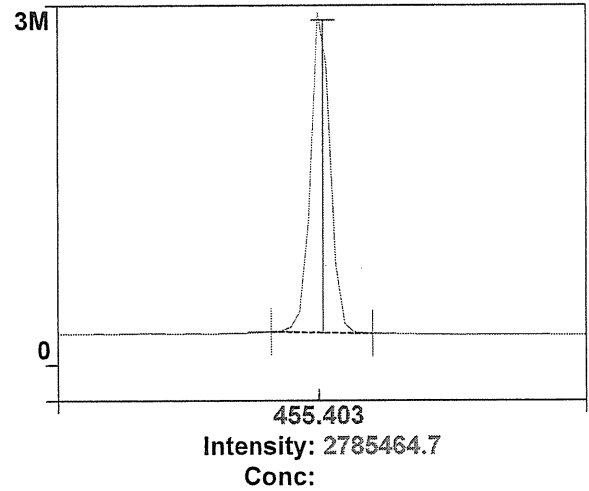
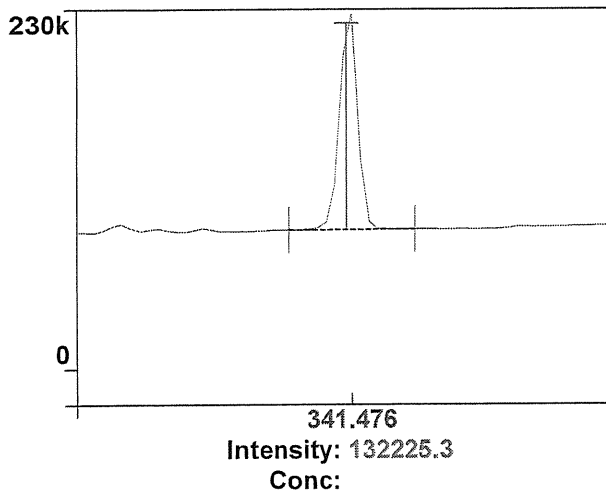
As 193.696-Res

Rep: 3 Ni 231.604-Res

Rep: 3

1
Ni 341.476-ResRep: 3 2
Ba 455.403-Res

Rep: 1



3

4

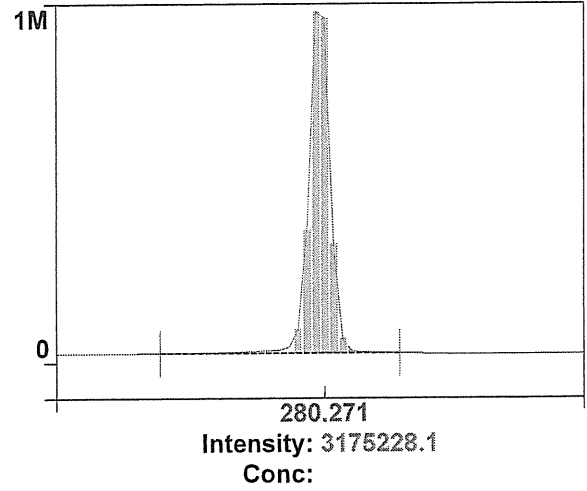
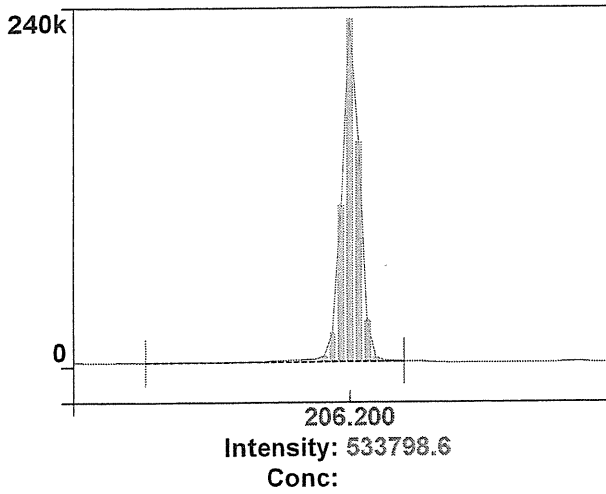
Analysis

R 12:52:36.775	10/04/2022	ID: Res	(N069-1579/10)	AS 193.696-Res	Rep 1	Res: 0.00726 nm
R 12:52:43.936	10/04/2022	ID: Res	(N069-1579/10)	AS 193.696-Res	Rep 2	Res: 0.00718 nm
R 12:52:50.018	10/04/2022	ID: Res	(N069-1579/10)	AS 193.696-Res	Rep 3	Res: 0.00709 nm
R 12:53:01.267	10/04/2022	ID: Res	(N069-1579/10)	Ni 231.604-Res	Rep 1	Res: 0.00832 nm
R 12:53:07.757	10/04/2022	ID: Res	(N069-1579/10)	Ni 231.604-Res	Rep 2	Res: 0.00833 nm
R 12:53:14.167	10/04/2022	ID: Res	(N069-1579/10)	Ni 231.604-Res	Rep 3	Res: 0.00817 nm
R 12:53:25.775	10/04/2022	ID: Res	(N069-1579/10)	Ni 341.476-Res	Rep 1	Res: 0.01226 nm
R 12:53:32.296	10/04/2022	ID: Res	(N069-1579/10)	Ni 341.476-Res	Rep 2	Res: 0.01232 nm
R 12:53:39.628	10/04/2022	ID: Res	(N069-1579/10)	Ni 341.476-Res	Rep 3	Res: 0.01219 nm
R 12:53:51.108	10/04/2022	ID: Res	(N069-1579/10)	Ba 455.403-Res	Rep 1	Res: 0.01564 nm
R 12:54:00.062	10/04/2022	ID: Res	(N069-1579/10)	Ba 455.403-Res	Rep 2	Res: 0.01573 nm
R 12:54:09.268	10/04/2022	ID: Res	(N069-1579/10)	Ba 455.403-Res	Rep 3	Res: 0.01577 nm

Zn 206.200

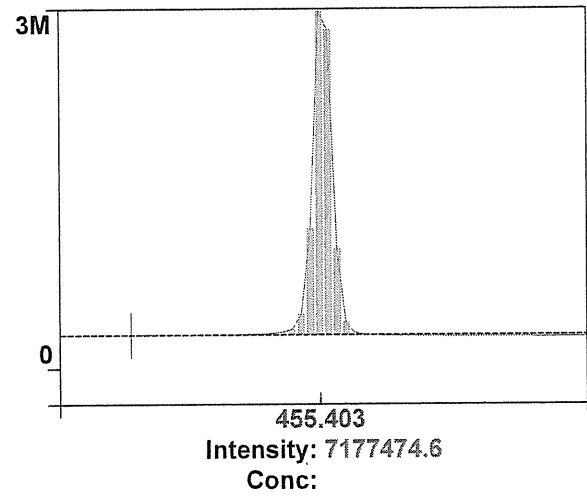
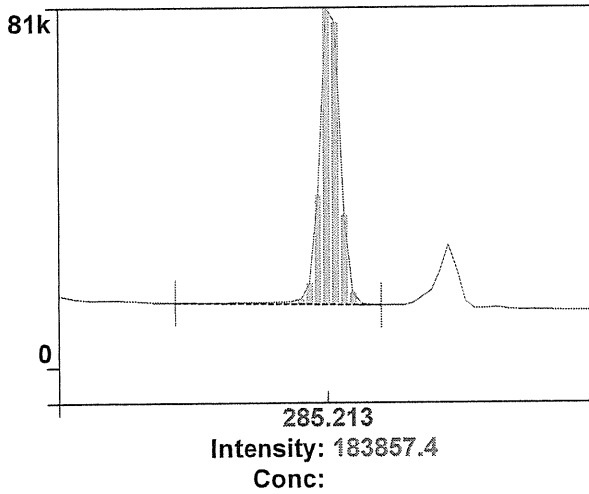
Rep: 3 Mg 280.271

Rep: 3

1
Mg 285.213

Rep: 3 Ba 455.403

Rep: 3



3

4

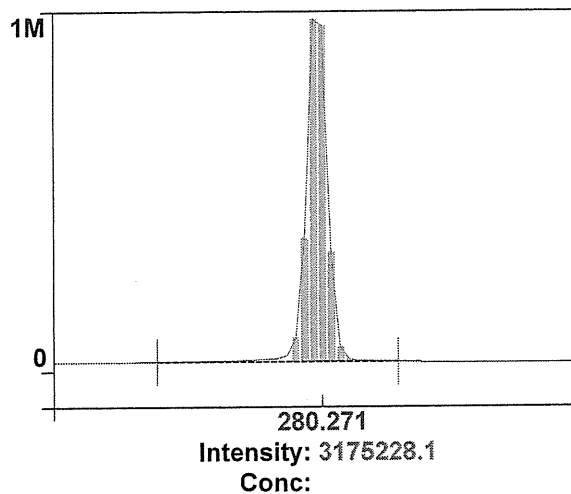
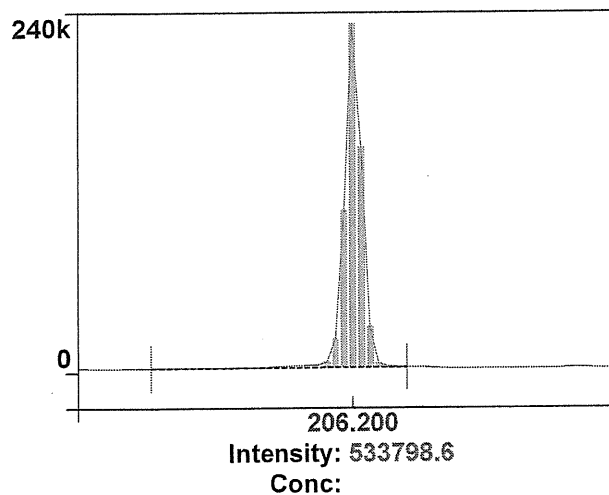
Method: Precision
Result: PM4OCT22

Sample ID: RSD STD (N069-1579/10)

Zn 206.200

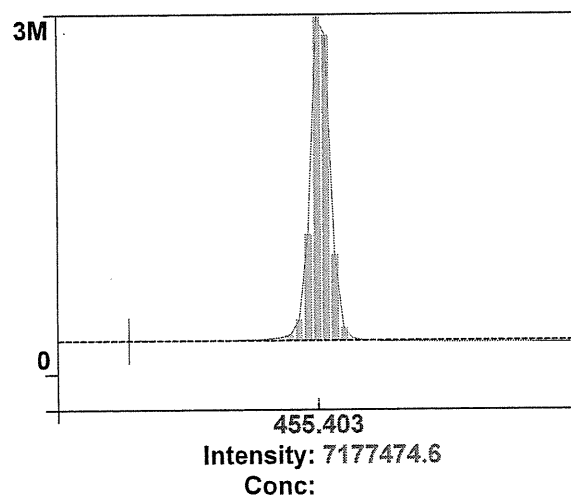
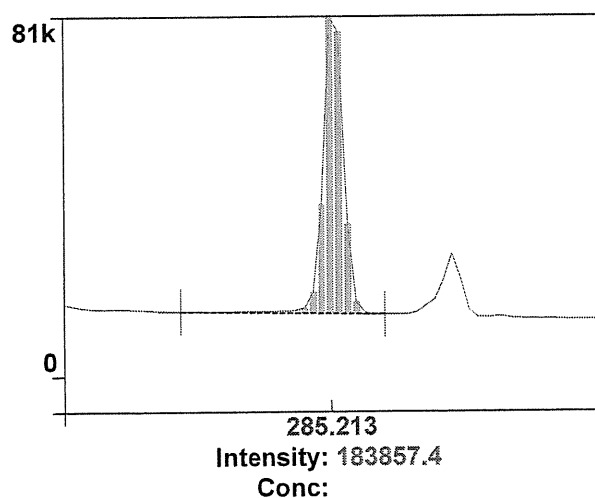
Rep: 3 Mg 280.271

Rep: 3

1
Mg 285.213

Rep: 3 Ba 455.403

Rep: 3



3

4

=====
Method Loaded

Method Name: Precision

IEC File:

Method Description: C8000 -N=10- 1.0% RSD

Method Last Saved: 3/5/2554 12:31:51

MSF File:

=====
Sequence No.: 4

Sample ID: RSD STD (N069-1579/10)

Analyst:

Initial Sample Wt:

Dilution:

Wash Time:

Autosampler Location:

Date Collected: 4/10/2565 12:48:29

Data Type: Original

Initial Sample Vol:

Sample Prep Vol:

Nebulizer Parameters: RSD STD (N069-1579/10)

Analyte

Back Pressure

Flow

All

187.0 kPa

0.55 L/min

Mean Data: RSD STD (N069-1579/10)

Analyte	Mean Corrected Intensity	Calib. Conc. Units	Std.Dev.	Sample Conc. Units	Std.Dev.	RSD
Zn 206.200	532964.1				953.06	0.18%
Mg 280.271	3182498.0				14602.29	0.46%
Mg 285.213	184385.3				774.20	0.42%
Ba 455.403	7181766.3				4330.85	0.06%

PerkinElmer TruQ

Atomic Spectroscopy Standard



Certificate of Analysis

PerkinElmer Number: N0691579
Description: Multi-Element Standard
Matrix: 2% HNO₃
Lot Number: 57-024CRX1

Certification Date: NOV - - 2021
Expiration Date: MAY 30 2023

* Instrumental Analysis using ICP Spectrometer:

Analyte	Labeled	Measured	SRM	Analyte	Labeled	Measured	SRM
As	50.0 µg/mL	50.1 µg/mL	3103a*	Ni	10.0 µg/mL	10.0 µg/mL	3136*
K	50.0 µg/mL	50.3 µg/mL	3141a*	Sr	10.0 µg/mL	10.0 µg/mL	3153a*
La	10.0 µg/mL	10.0 µg/mL	3127a*	Zn	10.0 µg/mL	10.0 µg/mL	3168a*
Li	10.0 µg/mL	10.0 µg/mL	3129a*	Ba	1.00 µg/mL	1.01 µg/mL	3104a*
Mn	10.0 µg/mL	10.1 µg/mL	3132*	Mg	1.00 µg/mL	1.01 µg/mL	3131a*

* - indicates NIST SRM

† - indicates CRM (when NIST SRM is not available)

Reference Multi: Lot# 2-84MJ, 3-168MJ, 4-39MJ

Refer to side 2 for details of certification.

Balances are calibrated with weight sets traceable to NIST.

We guarantee that our PerkinElmer TruQ Atomic Spectroscopy Standards are stable and accurate to $\pm 0.5\%$ of certified concentration until the expiration date, provided the standards are kept tightly capped and stored under normal laboratory conditions. This value is the sum of cumulative errors associated with the analytical determinations, pipetting, and diluting to final volume. For these solutions we use high purity acids, ASTM Type I water (18 megohm double deionized), and leached, triple-rinsed bottles. All glassware used is class A.



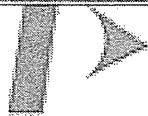
Certifying Officer: Y. Parikh

PerkinElmer, Inc.

U.S.A. Tel: 1-203-925-4600

U.S.A. Toll Free: 1-800-762-4000

Visit www.perkinelmer.com/lasoffices for a complete listing of our global offices.



PerkinElmer®

Global Service Training Department

Service Engineer Certification

Wiphan Promlumda

**This is to certify that the above mentioned
PerkinElmer representative has been trained to
service the instrument indicated below:**

ICP220B Optima 8300 & Optima 4X/5X/7X00 Series

Instructor:

Geoff Cook

Date: July 20, 2012

Certified by:

(Manager, Global Training Operations)

PerkinElmer TruQ

Atomic Spectroscopy Standard



Certificate of Analysis

PerkinElmer Number: N9300221

Description: Instrument Calibration Standard 4

Matrix: 5% HNO₃

Lot Number: 58-169CRY1

Certification Date: MAY - - 2022

Expiration Date: NOV 30 2023

*** Instrumental Analysis using ICP Spectrometer:**

Analyte	Labeled	Measured	SRM	Analyte	Labeled	Measured	SRM
As	100 µg/mL	99.8 µg/mL	3103a*	Pb	50.0 µg/mL	49.9 µg/mL	3128*
Tl	100 µg/mL	99.4 µg/mL	3158*	Se	50.0 µg/mL	49.8 µg/mL	3149*
Cd	50.0 µg/mL	50.0 µg/mL	3108*				

* - indicates NIST SRM

† - indicates CRM (when NIST SRM is not available)

Reference Multi: Lot# 57-156CR, 1-177YJ, 54-134CR

Refer to side 2 for details of certification.

Balances are calibrated with weight sets traceable to NIST.

We guarantee that our PerkinElmer TruQ Atomic Spectroscopy Standards are stable and accurate to ±0.5% of certified concentration until the expiration date, provided the standards are kept tightly capped and stored under normal laboratory conditions. This value is the sum of cumulative errors associated with the analytical determinations, pipetting, and diluting to final volume. For these solutions we use high purity acids, ASTM Type I water (18 megohm double deionized), and leached, triple-rinsed bottles. All glassware used is class A.



Certifying Officer:

Y. Parikh

PerkinElmer, Inc.

U.S.A. Tel: 1-203-925-4600

U.S.A. Toll Free: 1-800-762-4000

Visit www.perkinelmer.com/lasoffices for a complete listing of our global offices.

Certificate of Calibration

Calibration Certification Information			
Cal. Date: September 21, 2022	Rootsmeter S/N: 438320	Ta: 296 °K	
Operator: Jim Tisch		Pa: 748.3 mm Hg	
Calibration Model #: TE-5025A	Calibrator S/N: 0068		

Run	Vol. Init (m3)	Vol. Final (m3)	ΔVol. (m3)	ΔTime (min)	ΔP (mm Hg)	ΔH (in H2O)
1	1	2	1	1.3760	3.2	2.00
2	3	4	1	0.9710	6.4	4.00
3	5	6	1	0.8730	8.0	5.00
4	7	8	1	0.8300	8.8	5.50
5	9	10	1	0.6870	12.7	8.00

Data Tabulation					
Vstd (m3)	Qstd (x-axis)	$\sqrt{\Delta H \left(\frac{Pa}{Pstd} \right) \left(\frac{Tstd}{Ta} \right)}$ (y-axis)	Va	Qa (x-axis)	$\sqrt{\Delta H \left(\frac{Ta}{Pa} \right)}$ (y-axis)
0.9870	0.7173	1.4080	0.9957	0.7236	0.8895
0.9828	1.0121	1.9912	0.9914	1.0211	1.2579
0.9806	1.1233	2.2262	0.9893	1.1332	1.4064
0.9796	1.1802	2.3349	0.9882	1.1907	1.4750
0.9744	1.4184	2.8160	0.9830	1.4309	1.7789
QSTD	m=	2.01042	QA	m=	1.25889
	b=	-0.03659		b=	-0.02312
	r=	0.99996		r=	0.99996

Calculations			
Vstd=	$\Delta Vol((Pa-\Delta P)/Pstd)(Tstd/Ta)$	Va=	$\Delta Vol((Pa-\Delta P)/Pa)$
Qstd=	Vstd/ΔTime	Qa=	Va/ΔTime
For subsequent flow rate calculations:			
Qstd=	$1/m \left(\left(\sqrt{\Delta H \left(\frac{Pa}{Pstd} \right) \left(\frac{Tstd}{Ta} \right)} \right) - b \right)$	Qa=	$1/m \left(\left(\sqrt{\Delta H \left(\frac{Ta}{Pa} \right)} \right) - b \right)$

Standard Conditions	
Tstd:	298.15 °K
Pstd:	760 mm Hg
Key	
ΔH:	calibrator manometer reading (in H2O)
ΔP:	rootsmeter manometer reading (mm Hg)
Ta:	actual absolute temperature (°K)
Pa:	actual barometric pressure (mm Hg)
b:	intercept
m:	slope

RECALIBRATION
US EPA recommends annual recalibration per 1998 40 Code of Federal Regulations Part 50 to 51, Appendix B to Part 50, Reference Method for the Determination of Suspended Particulate Matter in the Atmosphere, 9.2.17, page 30



Thai Environmental Technic Limited
บริษัท เทคโนโลยีสิ่งแวดล้อมไทย จำกัด

High Volume TSP&PM-10 Calibration Report

Location : Thai Environmental Tech

Site ID : Bangkok

Date : 1-Aug-22

ITEM : TSP

Serial No : (No.40)

Calibrate By : Pipat

Site Conditions

Barometric Pressure (mm Hg) : 760.00

Temperature (°C) : 25.0

Average Press. (mm Hg) : 754.5

Average Temp (°C) : 31.8

Corrected Pressure (mm Hg) : 760.0

Temperature (deg K) : 298.0

Corrected Average (mm Hg) : -

Average Temp: (Deg K) : -

Calibration Orifice

Make : Tisch

Model : TE-5025A

Serial# : 0068

Qstd Slope : 1.99331

Qstd Intercept : -0.00049

Calibration Due Date : 19-Nov-22

Calibration Information

Plate or Test #	ORIFICE (in H ₂ O)	Qstd (m ³ /min)	Indicate (CFM)	IC (corrected)	Linear Regression Slope : 34.3300 Intercept : 1.3381 Corr. Coeff : 0.9920 # of Observations: 5
1	12.10	1.745	60.0	60.00	
2	9.40	1.538	54.0	54.00	
3	7.20	1.346	50.0	50.00	
4	5.00	1.122	40.0	40.00	
5	3.00	0.869	30.0	30.00	

Calculations

$$Qstd = 1/m[\text{Sqrt}(H_2O(Pa/Pstd)(Tstd/Ta))-b]$$

$$IC = I[\text{Sqrt}(Pa/Pstd)(Tstd/Ta)]$$

Qstd = standard flow rate

IC = corrected chart response

I = actual chart response

m = calibrator Qstd slope

b = calibrator Qstd intercept

Ta = actual temperature during calibration (deg K)

Pa = actual pressure during calibration (mm Hg)

Tstd = 298 deg K

Pstd = 760 mm Hg

For subsequent calculation of sampler flow:

$$1/m((I)[\text{Sqrt}(298/Tav)(Pav/760))]-b)$$


m = sampler slope

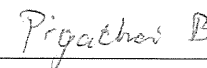
b = sampler intercept

I = chart response

Tav = daily average temperature

Pav = daily average pressure

Calibrate By : 

Approve By : 

NOTE: Ensure calibration orifice has been certified within 12 months of use



Thai Environmental Technic Limited
บริษัท เทคนิกลิ่งแวดล้อมไทย จำกัด

High Volume TSP&PM-10 Calibration Report

Location : Thai Environmental Tech

Site ID : Bangkok

Date : 1-Aug-22

ITEM : TSP

Serial No : (No.11)

Calibrate By : Pipat

Site Conditions

Barometric Pressure (mm Hg) : 760.00

Temperature (°C) : 25.0

Average Press. (mm Hg) : 754.5

Average Temp (°C) : 32.8

Corrected Pressure (mm Hg) : 760.0

Temperature (deg K) : 298.0

Corrected Average (mm Hg) : -

Average Temp: (Deg K) : -

Calibration Orifice

Make : Tisch

Model : TE-5025A

Serial# : 0068

Qstd Slope : 1.99331

Qstd Intercept : -0.00049

Calibration Due Date : 19-Nov-22

Calibration Information

Plate or Test #	ORIFICE (in H ₂ O)	Qstd (m ³ /min)	Indicate (CFM)	IC (corrected)	Linear Regression
1	12.30	1.760	62.0	62.00	Slope : 35.2782
2	9.80	1.571	56.0	56.00	Intercept : 1.2216
3	7.40	1.365	52.0	52.00	Corr. Coeff : 0.9889
4	5.00	1.122	42.0	42.00	
5	3.00	0.869	30.0	30.00	# of Observations: 5

Calculations

$$Qstd = 1/m[\text{Sqrt}(H_2O(P_a/P_{std})(T_{std}/T_a))-b]$$

$$IC = I[\text{Sqrt}(P_a/P_{std})(T_{std}/T_a)]$$

Qstd = standard flow rate

IC = corrected chart response

I = actual chart response

m = calibrator Qstd slope

b = calibrator Qstd intercept

Ta = actual temperature during calibration (deg K)

Pa = actual pressure during calibration (mm Hg)

Tstd = 298 deg K

Pstd = 760 mm Hg

For subsequent calculation of sampler flow:

$$1/m((I)[\text{Sqrt}(298/T_{av})(P_{av}/760)]-b)$$


m = sampler slope

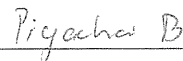
b = sampler intercept

I = chart response

Tav = daily average temperature

Pav = daily average pressure

Calibrate By : 

Approve By : 

NOTE: Ensure calibration orifice has been certified within 12 months of use



Thai Environmental Technic Limited
บริษัท เทคนิคสิ่งแวดล้อมไทย จำกัด

High Volume TSP&PM-10 Calibration Report

Location : Thai Environmental Tech

Site ID : Bangkok

Date : 1-Aug-22

ITEM : PM10

Serial No : (No. 32

Calibrate By : Pipat

Site Conditions

Barometric Pressure (mm Hg) : 760.00

Temperature (°C) : 25.0

Average Press. (mm Hg) : 754.5

Average Temp (°C) : 32.1

Corrected Pressure (mm Hg) : 760.0

Temperature (deg K) : 298.0

Corrected Average (mm Hg) : -

Average Temp: (Deg K) : -

Calibration Orifice

Make : Tisch

Model : TE-5025A

Serial# : 0068

Qstd Slope : 1.99331

Qstd Intercept : -0.00049

Calibration Due Date : 19-Nov-22

Calibration Information

Plate or Test #	ORIFICE (in H ₂ O)	Qstd (m3/min)	Indicate (CFM)	IC (corrected)	Linear Regression Slope : 34.7546 Intercept : 1.0714 Corr. Coeff : 0.9897 # of Observations: 5
1	12.00	1.738	60.0	60.00	
2	9.20	1.522	54.0	54.00	
3	7.00	1.328	50.0	50.00	
4	5.00	1.122	40.0	40.00	
5	3.00	0.869	30.0	30.00	

Calculations

$$Qstd = 1/m[\text{Sqrt}(H_2O(Pa/Pstd)(Tstd/Ta))-b]$$

$$IC = I[\text{Sqrt}(Pa/Pstd)(Tstd/Ta)]$$

Qstd = standard flow rate

IC = corrected chart response

I = actual chart response

m = calibrator Qstd slope

b = calibrator Qstd intercept

Ta = actual temperature during calibration (deg K)

Pa = actual pressure during calibration (mm Hg)

Tstd = 298 deg K

Pstd = 760 mm Hg

For subsequent calculation of sampler flow:

$$1/m((I)[\text{Sqrt}(298/Tav)(Pav/760)]-b)$$

m = sampler slope


b = sampler intercept

I = chart response

Tav = daily average temperature

Pav = daily average pressure

Calibrate By : 

Approve By : 

NOTE: Ensure calibration orifice has been certified within 12 months of use



Thai Environmental Technic Limited
บริษัท เทคนิคสิ่งแวดล้อมไทย จำกัด

High Volume TSP&PM-10 Calibration Report

Location : Thai Environmental Tech

Site ID : Bangkok

Date : 1-Aug-22

ITEM : PM10

Serial No : (No. 17)

Calibrate By : Pipat

Site Conditions

Barometric Pressure (mm Hg) : 760.00

Temperature (°C) : 25.0

Average Press. (mm Hg) : 754.5

Average Temp (°C) : 31.2

Corrected Pressure (mm Hg) : 760.0

Temperature (deg K) : 298.0

Corrected Average (mm Hg) : -

Average Temp: (Deg K) : -

Calibration Orifice

Make : Tisch

Model : TE-5025A

Serial# : 0068

Qstd Slope : 1.99331

Qstd Intercept : -0.00049

Calibration Due Date : 19-Nov-22

Calibration Information

Plate or Test #	ORIFICE (in H ₂ O)	Qstd (m ³ /min)	Indicate (CFM)	IC (corrected)	Linear Regression Slope : 34.7546 Intercept : 1.0714 Corr. Coeff : 0.9897 # of Observations: 5
1	12.00	1.738	60.0	60.00	
2	9.20	1.522	54.0	54.00	
3	7.00	1.328	50.0	50.00	
4	5.00	1.122	40.0	40.00	
5	3.00	0.869	30.0	30.00	

Calculations

$$Qstd = 1/m[\text{Sqrt}(H_2O(Pa/Pstd)(Tstd/Ta))-b]$$

$$IC = I[\text{Sqrt}(Pa/Pstd)(Tstd/Ta)]$$

Qstd = standard flow rate

IC = corrected chart response

I = actual chart response

m = calibrator Qstd slope

b = calibrator Qstd intercept

Ta = actual temperature during calibration (deg K)

Pa = actual pressure during calibration (mm Hg)

Tstd = 298 deg K

Pstd = 760 mm Hg

For subsequent calculation of sampler flow:

$$1/m((I)[\text{Sqrt}(298/Tav)(Pav/760)]-b)$$


m = sampler slope

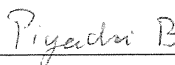
b = sampler intercept

I = chart response

Tav = daily average temperature

Pav = daily average pressure

Calibrate By : 

Approve By : 

NOTE: Ensure calibration orifice has been certified within 12 months of use

Certificate Of Analysis
Special Gases Mixture

Customer Details

Name:

Thai Environmental Technic Ltd.

Address:

1/6 Soi Ramkhamhaeng 145,
Saphansoong, Saphansoong, Bangkok
10240

Customer Tag No.:

Certificate Details

Number:	2422/21	Date of Issue:	15-Jun-2021	Expiry date:	15-Jun-2023
Material Details					
Production Order:	90166058	Material Code:	472400-SK-34	Cylinder No.:	A00822SK
Gas content:	5.23 M ³	Filling pressure:	137.0 bar	Valve:	CGA 660 SS
Cylinder Owner:	LINDE	Cylinder Material:	Spectra seal	Cylinder Size:	40 L

Laboratory Report

Analytical Result

Component	Normal Concentration	Analysis Result ¹	Uncertainty ²	Method of Analysis ³	Assay Date
Sulphur Dioxide	45.0 ppm	45.1 ppm	± 1% relative	(6) I-PB-352	7-Jun & 14-Jun-21
Nitric Oxide	45.0 ppm	47.5 ppm	± 1% relative	(6) I-PB-352	7-Jun & 14-Jun-21
Other NOx impurity		Less than 2.3 ppm			
Carbon Monoxide	100 ppm	99.8 ppm	± 1% relative	(6) I-PB-352	7-Jun & 14-Jun-21
In Nitrogen					

Reference Standard used in Assay

Reference Standard	Cylinder number	Concentration	Expiry date:
Sulphur Dioxide	D619726	69.2 ± 0.2 ppm	2-Dec-2022
Nitric Oxide	D619726	71.4 ± 0.2 ppm	2-Dec-2022
Carbon Monoxide	D619726	70.5 ± 0.2 ppm	2-Dec-2022
In Nitrogen			

Analytical Instruments used in Assay

Instrument/Make/Model	Analytical Principle	Last Multipoint Calibration
FTIR Spectrometers Nicolet iS50	FTIR-SO2	7-Jun-2021
FTIR Spectrometers Nicolet iS50	FTIR-NO	7-May & 11-Jun-21
FTIR Spectrometers Nicolet iS50	FTIR-CO	13-May & 14-Jun-21

Recommend usage condition

Minimum utilization: 5% of actual content or before expire date whichever comes first.

Storage condition: Keep in well ventilation and secure area.

Comments

When reordering, please quote the material number

Note:

- All results expressed in this report are on mole/mole basis, unless otherwise specified. The Assay of this Standard has been performed in accordance with the EPA Traceability Protocol EPA-600/R-12/531 for the Assay and Certification of Gaseous Calibration Standards using procedure G1
- The reported expanded uncertainty is based on a standard uncertainty multiplied by a coverage factor k=2, providing a level of confidence of approximately 95%. The measurement of this material is traceable to the SI through the reference gas standard which is traceable to Swiss National Standard of Mass or other recognised national metrology institutes.
- (1) Gas Chromatography, (2) Paramagnetic Oxygen Analyzer, (3) Electrochemical Oxygen Analyzer, (4) Electrochemical Moisture Analyzer, (5) Total Hydrocarbon Analyzer, (6) Other - Specified

Sukanya Parinyasoonorn

Signatory for and on behalf of Linde (Thailand) Co., Ltd.

Page 1 of 1

This report shall not be reproduced except in full

PB-002/F006

บริษัท ลินด์ (ประเทศไทย) จำกัด (มหาชน)

เลขที่ใบอนุญาตประกอบอาชีพ 0107537000785

ชั้น 15 อาคารทาวเวอร์ เอ 2/3 หมู่ 14 ถนนรามคำแหง-ตราด กม. 6.5 แขวงคลอง

อ.บางพลี จ.สมุทรปราการ 10540 โทรศัพท์ (66) 2338-6100 โทรสาร (66) 2338-6333

โรงงานเวลโกรว์ : 105 หมู่ 5 ต.บางพลีใหญ่ อ.บางพลีใหญ่ จ.สมุทรปราการ 24180

โทรศัพท์ (66) 38.570-479-93

โทรสาร (66) 38.570-323

Linde (Thailand) Public Company Limited

Iss: 2, 01 April 2021

PIC Registration no. 0107537000785

15th Floor, Bangna Tower A, 2/3 Moo 14, Bangna Trad KM. 6.5 Road, Bangkaew

Bangplee, Samutprakarn 10540, Tel (66) 2338-6100 Fax (66) 2338-6333

Wellgrow Plant: 105 Moo 5, T.Bangsamak, A.Bangpakong, Chachoengsao 24180

Thailand, Tel (66) 38.570-479-93

Fax (66) 38.570-323



Thai Environmental Technic Limited
บริษัท เทคนิคสิ่งแวดล้อมไทย จำกัด

NOx Analyzer Calibration Report

Calibrate Date : 2-Jun-22
Analyzer Type : NOx
Brand : API
Model : 200 A
Serial Number : 542 (No. 29)
Range : 500 ppb

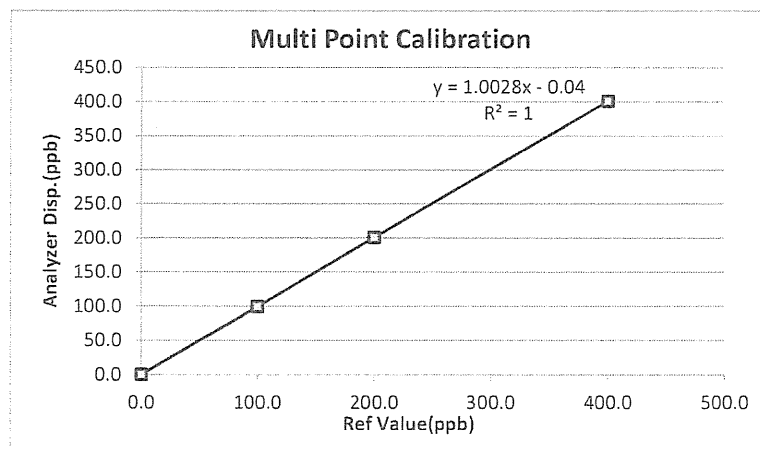
Temperature (°C) : 25°C
Barometer (mmHg) : 759.9
Humidity (50±15 %) : 50.0%RH
Dilutor : API M700 S/N 625
Zero Air : API M701 S/N 1926
Standard gas : A00822SK

Calibration of Span

Supply Gas	Ref Value(ppb)	Before of Span.(ppb)			After of Span.(ppb)			% diff of Span
		NOx	NO	NO ₂	NOx	NO	NO ₂	
Zero	0.0	1.3	1.1	0.2	0.0	0.0	0.0	0.0
Span	400.0	417.0	410.0	7.0	400.0	400.0	0.0	0.0

Multi Point Calibration

Ref Value(ppb)	Analyzer Disp.(ppb)			Output Difference		
	NOx	NO	NO ₂	Diff(ppb)	% Diff	Abs (%) Diff
0.0	0.3	0.2	0.1	0.20	0.001	0.05
100.0	99.7	99.6	0.1	-0.40	-0.004	0.40
200.0	203.0	201.0	2.0	1.00	0.005	0.50
400.0	404.0	401.0	3.0	1.00	0.003	0.25
Average Diff (%)						0.38



Calibrate by:

[Signature]

Approved by:

[Signature]



Thai Environmental Technic Limited
บริษัท เทคโนโลยีสิ่งแวดล้อมไทย จำกัด

NOx Analyzer Calibration Report

Calibrate Date : 2-Jun-22
Analyzer Type : NOx
Brand : API
Model : 200 A
Serial Number : 777 (No. 25)
Range : 500 ppb

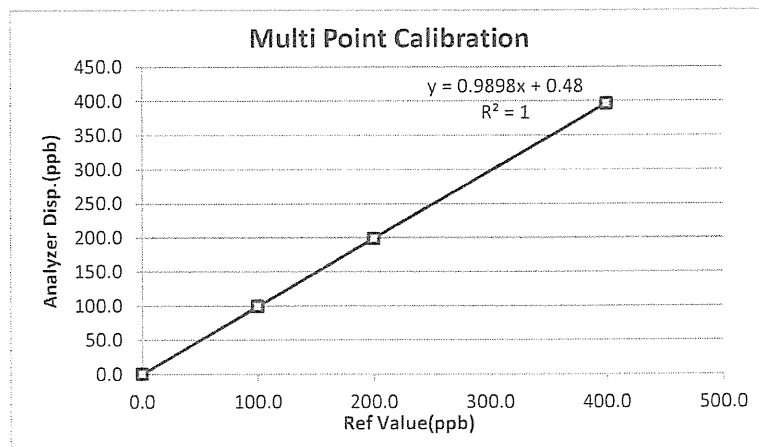
Temperature (°C) : 25 °C
Barometer (mmHg) : 758.9
Humidity (50±15 %) : 50.0%RH
Dilutor : API M700 S/N 625
Zero Air : API M701 S/N 1926
Standard gas : A00822SK

Calibration of Span

Supply Gas	Ref Value(ppb)	Before of Span.(ppb)			After of Span.(ppb)			% diff of Span
		NOx	NO	NO ₂	NOx	NO	NO ₂	
Zero	0.0	1.3	1.1	0.1	0.0	0.0	0.0	0.0
Span	400.0	392.0	390.0	2.0	400.0	400.0	0.0	0.0

Multi Point Calibration

Ref Value(ppb)	Analyzer Disp.(ppb)			Output Difference		
	NOx	NO	NO ₂	Diff(ppb)	% Diff	Abs (%) Diff
0.0	0.5	0.4	0.1	0.40	0.001	0.10
100.0	99.6	99.2	0.4	-0.80	-0.008	0.80
200.0	199.1	199.0	0.1	-1.00	-0.005	0.50
400.0	396.7	396.2	0.5	-3.80	-0.010	0.95
Average Diff (%)						0.59



Calibrate by: _____

Approved by: _____



THAI METEOROLOGICAL DEPARTMENT

4353 Sukhumvit, Bangna, Bangkok 10260 Tel. 081-454-2804, 0-2399-0469

Calibration Certificate

Issued by : Calibration & Test Section : Meteorological Instruments Bureau

Date of Issue 14 January, 2022

Certification No. 008/22

Page : 1 of 2

Object : Wind speed and wind direction

Manufacturer : Davis Instruments Inc.

Type : Weather Wizard III

Serial No. : WC21014A92 ID No. : No.17

Customer : Thai Environmental Technic Limited.
1/6 Soi Ramkhamhaeng 145,
Khwaeng/Khet Saphan Sung, Bangkok 10240.

Calibration Condition : Temperature 25.1 °C Barometric Pressure 1016.1 hPa

NATIONAL STANDARD WIND TUNNEL :

: Thermal Anemometer 642 S/N 91563

: HOOK GAGE NO 1425 Pitot Tube Theodor Friedrichs Type 0800.0000 serial 9023

N.I.S.T. Test Reference Number 731/241460

: Ultrasonic Anemometer Model DA-650-3TV (sensor TR-90AH)

Serial Number 110730029 (sensor 120629586)

JAPAN QUALITY ASSURANCE ORGANIZATION


Calibrated by : 

Mr. Watcharapol Subwat

Mechanical Engineer

Signed :

Mr. Pisood Promsut





THAI METEOROLOGICAL DEPARTMENT

4353 Sukhumvit, Bangna, Bangkok 10260 Tel. 081-454-2804, 0-2399-0469

The Result of Calibration

Certification No. 008/22

14 January, 2022

Page : 2 of 2


Standard Ultrasonic Anemometer m/sec	HOOK GAGE NO. 1425			TESTED ANEMOMETER	
	Pressure inches H2O	Vacumm inches H2O	Velocity m/sec	Velocity m/sec	Correction m/sec
1.00	-	-	-	0.4	0.60
3.02	-	-	-	2.2	0.82
5.00	-	-	-	4.5	0.50
7.00	-	-	-	6.3	0.70
9.02	-	-	-	8.5	0.52
11.01	-	-	-	10.3	0.71
13.01	-	-	-	12.1	0.91
15.01	-	-	-	14.3	0.71
17.02	-	-	-	16.1	0.92
20.02	-	-	-	19.3	0.72

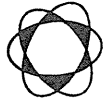
Wind Aloft Plotting Board.	
US. DEPARTMENT OF COMMERCE WEATHER BUREAU	
WIND DIRECTION	TESTED WIND DIRECTION
0	0
90	90
180	180
270	270

Calibrated by :

Wacharapol

Mr. Wacharapol Subwat
Mechanical Engineer





Thai Environmental Technic Limited
บริษัท เทคนิกลิ่งแวดล้อมไทย จำกัด

Personal Pump Calibration Report

Equipment Type : Personal Pump/Parameter
Equipment Range : 0.1-7.0 l/min
Calibration Range : 0.1-4.0 l/min
Calibration Type : Drycal
Calibration S/N : 4491

Item	Personal Pump S/N	Hi Flow/Low Flow	ครั้งที่ 1	ครั้งที่ 2	ครั้งที่ 3	Average	Uncertainty
1.	101153	2.5	2.4950	2.4960	2.4970	2.4960	±0.0010
2.	20111001071	2.5	2.4960	2.4980	2.4970	2.4970	±0.0010
3.	101151	2.0	1.9960	1.9970	1.9980	1.9970	±0.0010
4.	14903	2.0	1.9970	1.9990	1.9980	1.9980	±0.0010
5.	20111203058	2.0	1.9950	1.9970	1.9960	1.9960	±0.0010
6.	20111203066	2.0	1.9980	1.9900	1.9970	1.9980	±0.0044
7.	20120103076	2.0	1.9970	1.9980	1.9990	1.9980	±0.0010
8.	101150	2.0	1.9970	1.9960	1.9950	1.9960	±0.0010
9.	101158	2.0	1.9950	1.9970	1.9960	1.9960	±0.0010

Calibration Date 08 / 11 / 65

Calibration By ๒/๕๒๑๑

Remark : Uncertainty Type A = $\sigma_{\bar{x}}$ SD

$$\sqrt{n}$$

: SD = Standard deviation

: \bar{x} = Mean



TECHNOLOGY PROMOTION ASSOCIATION (THAILAND-JAPAN)
CORPORATE SERVICES 3: EQUIPMENT CALIBRATION AND TESTING SERVICES
534/4 PATTANAKARN ROAD SOI 18, SUANLUANG, SUANLUANG BANGKOK 10250
TEL. 0-2717-3000-27 FAX. 0-2719-9484



Cert.No.: 22MM28

Page.: 1 of 3

Certificate of Calibration

Equipment : Electronic Balance

Manufacturer : Mettler Toledo

Model : XP205DR

Serial No. : 1129273885

ID No. : -

Submitted by : Thai Environmental Technic Limited
1/6 Soi Ramkhamhaeng 145,
Khwaeng/Khet Saphan Sung,
Bangkok 10240

Location : Balance Room


Received order : 20 April 2022

Calibration Date : 22 April 2022

Ambient Temperature : 15 °C to 40 °C

Relative Humidity : 30 % to 90 %

Calibrated by : Uthen Kankawi

Approved by : 
Approved Signatory

(☒) Pornthippa Tameyakul
(☒) Malee Butkruea
(☐) Suwit Imjai

Issue Date : 6 May 2022

The Uncertainties are for a confidence probability of approximately 95%

This certificate may not be reproduced other than in full, except with the prior written
Approval of the head of Corporate Services 3 : Equipment Calibration and Testing Services.

A 0040785



Equipment : Electronic Balance
Condition As-Received : Used Item
Reference : 2204-0369OC-17

Cert.No.: 22MM28
Page: 2 of 3

Procedure used :-

Calibration were conducted using in-house calibration procedure CP-OB01 according to direct measurement method against standard weight.

Condition of this result of calibration

1. Reference standard instruments:-

<u>Instruments</u>	<u>Model</u>	<u>Serial No.</u>	<u>ID No.</u>	<u>Test report No.</u>	<u>Due date</u>
1) Standard Weight Set (E2)	15884	-	70RC138	MM-0009-21	3 Feb 2023

2. This certificate is valid only to the item calibrated on date and place of calibration.
3. This result of calibration was made on requested at the point specified by customer.
4. This certificate is not certified for any commercial transaction.
5. This certification is traceable to the International System of Unit.

Result of calibration () Without Adjustment (*) After Adjustment by Internal Calibration

Range capacity :	0 g to 81 g	Resolution	0.00001 g
	81 g to 220 g	Resolution	0.0001 g

Before Adjustment :

<u>Applied Weight</u>	<u>Balance Reading</u>	<u>Correction</u>	<u>Measurement Uncertainty</u>	<u>Coverage Factor</u>
(g)	(g)	(g)	(\pm mg)	(k)
80	79.99911	+0.00089	0.15	2.00
200	199.9997	+0.0003	0.35	2.00

After Adjustment :

1. **Determination of the standard deviation of weighing machine**

(n = 10)

<u>Applied Weight</u>	<u>Standard Deviation of Reading (g)</u>
(g)	
80	0.000008
200	0.00004

Malu .



Equipment : Electronic Balance
 Condition As-Received : Used Item
 Reference : 2204-0369OC-17

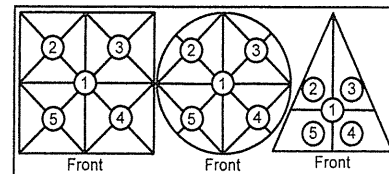
Cert.No.: 22MM28

Page: 3 of 3

Result of calibration

2. Effect of off center loading

A mass of 100 g was placed to various position on the pan.
 The weighing machine reading error obtained is given in the table



Maximum difference between
 off-center and central loading
 (g)
 0.0001

Position 1	Position 2	Position 3	Position 4	Position 5
(g)	(g)	(g)	(g)	(g)
-0.0002	-0.0001	-0.0002	-0.0001	-0.0001

3. Departure from nominal value

Applied Weight	Balance Reading	Correction	Measurement Uncertainty	Coverage Factor
(g)	(g)	(g)	(\pm mg)	(k)
Unload	0.00000	0.00000	0.016	2.13
0.01	0.01000	0.00000	0.016	2.13
0.05	0.05001	-0.00001	0.016	2.13
1	1.00001	-0.00001	0.019	2.05
2	2.00001	-0.00001	0.020	2.04
5	5.00001	-0.00001	0.026	2.00
10	10.00001	-0.00001	0.033	2.00
20	20.00001	-0.00001	0.049	2.00
50	49.99999	+0.00001	0.080	2.00
80	79.99999	+0.00001	0.15	2.00
200	199.9997	+0.0003	0.35	2.00

The reported uncertainty of measurement was based on a standard uncertainty multiplied by a coverage factor k , providing a level of confidence of approximately 95 %.

-o0o-

Malu



TECHNOLOGY PROMOTION ASSOCIATION (THAILAND-JAPAN)
CORPORATE SERVICES 3: EQUIPMENT CALIBRATION AND TESTING SERVICES
534/4 PATTANAKARN ROAD SOI 18, SUANLUANG, SUANLUANG BANGKOK 10250
TEL. 0-2717-3000-27 FAX. 0-2719-9484



Cert.No.: 22CHO409

Page.: 1 of 2


Certificate of Calibration

Equipment : pH Meter
Manufacturer : Horiba
Model : F-71G
Serial No. : V3B1F8H3
ID No. : -
Condition As-Received: Used Item
Received Date : 11 July 2022
Calibration Date : 11 July 2022
Reference : 2207-0243OC-6
Submitted by : Thai Environmental Technic Limited
1/6 Soi Ramkhamhaeng 145
Khwaeng/Khet Saphan Sung,
Bangkok 10240

Calibration Place : Laboratory (Thai Environment Technic Limited)
Ambient Temperature : (25.3 - 25.1) °C
Relative Humidity : (51.3 - 50.9) %
Calibration Procedure : In - house method :
- CP-OCH2 by direct measurement with standard
voltage calibrator and direct measurement
with certified reference material (CRM)

Calibrated by : Krisda Malee

Approved by :


Approved Signatory

(✓) Malee Butkruea
() Saithip Meangmai

Issue Date : 19 July 2022

The Uncertainties are for a confidence probability of approximately 95%

This certificate may not be reproduced other than in full, except with the prior written
Approval of the head of Corporate Services 3 : Equipment Calibration and Testing Services.

A 0042416



Cert. No.: 22CHO409

Page.: 2 of 2

Condition of this calibration result

1. Reference Standard Instrument : -

<u>Instrument</u>	<u>Serial No.</u>	<u>ID No.</u>	<u>Cert. No.</u>	<u>Due Date</u>
1) Document Process Calibrator	46530031	130RC098	21E3245	07 Oct 2022
2) Digital Thermometer	-	130RC112	21T2118	16 Nov 2022

This certification is traceable to the International System of Unit maintained at:-

- Traceable to National Institute of Metrology (Thailand), NIMT

2. Certified Reference Materials : The measurement results are traceable to SI through CPA chem Ltd.,
ANSI-ASQ National Accreditation Board, Accredited No. AR-1835

<u>Buffer Solution</u>	<u>Manufacturer</u>	<u>Lot No.</u>	<u>Exp. date</u>
pH 4.008	CPA chem	794120	14 Feb 2024
pH 6.866	CPA chem	754029	28 Jun 2023
pH 9.181	CPA chem	766823	04 Sep 2022

3. This certificate is valid only to the item calibrated on date and place of calibration.

Calibration Results**Function : mV Measurement**

Performing standard curve by Fluke at pH (4,7,10)

Unit Under Calibration	Nominal Value	Standard Voltage Input	Actual Reading		Uncertainty of Measurement (\pm mV)	Coverage factor k
	pH	mV	mV	pH		
pH Meter S/N.: V3B1F8H3	4.000	177.48	177.5	4.008	0.058	2.00
	6.860	8.28	8.3	6.860	0.058	2.00
	7.000	0.00	0.0	7.000	0.058	2.00
	9.180	-128.97	-128.9	9.188	0.058	2.00
	10.000	-177.48	-177.4	10.011	0.058	2.00

Function : pH Measurement

Performing three buffers standard curve by using buffer nominal pH (4,7,9)

Unit Under Calibration	Standard pH Buffer Solution	Actual pH Reading	Actual mV Reading (mV)	Uncertainty of pH measurement (\pm)	Coverage factor k
pH Electrode S/N.: 9X7C0540	4.008	4.007	164.7	0.0047	2.00
	6.866	6.867	-3.1	0.0084	2.00
	9.181	9.182	-130.1	0.014	2.00

The reported uncertainty of measurement was based on a standard uncertainty multiplied by a coverage factor k , providing a level of confidence of approximately 95 %.

-o0o-

Malu

a 1090861



TECHNOLOGY PROMOTION ASSOCIATION (THAILAND-JAPAN)
CORPORATE SERVICES 3: EQUIPMENT CALIBRATION AND TESTING SERVICES
534/4 PATTANAKARN ROAD SOI 18, SUANLUANG, SUANLUANG BANGKOK 10250
TEL. 0-2717-3000-27 FAX. 0-2719-9484



Certificate of Calibration

Cert. No.: 22TM570

Page.: 1 of 3

Equipment : BOD Incubator

Manufacturer : Accuplus

Model : i205

Serial No. : 0408-0115-0008

ID No. : TET.LAB.BOD05

Submitted by : Thai Environmental Technic Limited
1/6 Soi Ramkhamhaeng 145,
Khwaeng/Khet Saphan Sung,
Bangkok 10240

Location : Laboratory (Thai Environmental Technic Limited)

Received Order : 20 April 2022


Calibration Date : 21 April 2022

Ambient Temperature : (26 ± 10) °C

Relative Humidity : (50 ± 30) %

Calibrated by : Preecha Hlahib

Approved by :


Approved Signatory

- () Pornthippa Tameyakul
(✓) Malee Butkruea
() Suwit Imjai

Issue Date : 6 May 2022
The Uncertainties are for a confidence probability of approximately 95%

This certificate may not be reproduced other than in full, except with the prior written
Approval of the head of Corporate Services 3 : Equipment Calibration and Testing Services.

A 0039925



Equipment : BOD Incubator
 Condition As-Received : Used Item
 Reference : 2204-0369OC-8

Cert. No.: 22TM570
 Page.: 2 of 3

Procedure Used :-

Calibration were conducted using calibration procedure CP-OT02 according to direct measurement method with Data Acquisition which connected with Resistance Temperature Detector (RTD).

The temperature scale used was based on ITS-90.

Condition of this result of calibration

1. Reference standard instrument:-

Instrument	Model	Serial No.	Cert. No.	Due Date
1) Data Acquisition	34970A	MY44035217	21LM30	23 Dec 2022

2. This certificate is valid only to the item calibrated on date and place of calibration.

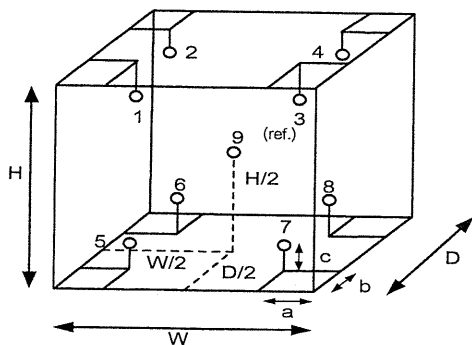
3. This certification is traceable to the International System of Unit.

Result of Calibration :- (*) Without Adjustment

Function of UUC* : Temperature Source

Fresh air setting : Not Available

Environment during calibration		
	Beginning	Finished
Temp. (°C)	29	30
REL.Humid. (%)	50	55
AC Supply (Volt)	220	220



Position :	Ref. Std. ID No.:
1	18-10RTD-01
2	18-10RTD-02
3	18-10RTD-03
4	18-10RTD-04
5	18-10RTD-05
6	18-10RTD-06
7	18-10RTD-07
8	18-10RTD-08
9 (ref.)	18-10RTD-09

Probe Installation Details :

Dimension of Chamber :

a =	10	cm	D =	0.48	m
b =	10	cm	W =	0.50	m
c =	10	cm	H =	1.1	m
			Capacity =	0.26	m ³

Malu



Equipment : BOD Incubator
Condition As-Received : Used Item
Reference : 2204-0369OC-8
Result of Calibration :- (*) Without Adjustment
Function of UUC* : Temperature Source
Fresh air setting : Not Available

Cert. No.: 22TM570

Page.: 3 of 3

Calibration Point (°C)	UUC* Setting (°C)	UUC* Reading (°C)	Temperature stability (± °C)	Temperature uniformity (°C)	Overall Variation (°C)	Uncertainty (± °C)	Coverage Factor <i>k</i>
20.0	19.8	19.7	0.46	0.53	1.1	0.66	2

Calibration Point (°C)	Measured Temperature (°C)								
	Position								
	1	2	3	4	5	6	7	8	9 (ref.)
20.0	20.077	20.139	20.043	20.202	20.077	20.010	19.886	20.013	20.132

Average* : The average of 30 values in each position.

Temperature stability : One-half of the greatest maximum difference of measured temperature at any one sensor.

Temperature uniformity : The maximum difference of measured temperatures at any sensors and the measured temperature at the reference location which are observed at the same time or at as close an observation time as possible to determine the temperature pattern or homogeneity within the chamber under steady-state conditions.

Overall Variation : The Difference of the maximum and minimum measured temperatures throughout observation.

UUC* : Unit Under Calibration

Note : The reported uncertainty of measurement was included stability and excluded uniformity .

The reported uncertainty of measurement was based on a standard uncertainty multiplied by a coverage factor *k*, providing a level of confidence of approximately 95 %.

-o0o-

Malu



THAILAND INSTITUTE OF SCIENTIFIC AND TECHNOLOGICAL RESEARCH (TISTR)

Request No. 21-65/0237

MTC No. EEL. BP. 47/0165

CALIBRATION CERTIFICATE

Submitted by : THAI ENVIRONMENTAL TECHNIC LIMITED.

Address : 1/6 Soi Ramkhamhaeng 145, Khwaeng/Khet Saphansung, Bangkok, 10240, Thailand.

Calibrated at : Electrical and Electronic Standards Laboratory, Industrial Metrology and Testing Service Centre.
: Soi 1C, Bangpoo Industrial Estate, Sukhumvit Rd., Muang, Samutprakan 10280.

Instrument Calibrated :

Description : Sound Calibrator

Manufacturer : Tenmars

Model : TM-100

Serial No. : 181203570

Ambient Environment

Temperature : $(23 \pm 3) ^\circ\text{C}$

Relative Humidity : $(50 \pm 15) \%$

Ambient Pressure : $(101.325 \pm 1.500) \text{ kPa}$

- Standards used :**
1. Digital Function Synthesizer NF Electronic DF-193A S/N 122037.
 2. Measuring Amplifier Bruel&Kjaer 2636 S/N 1537484.
 3. Programmable Attenuator Tamagawa TPA-303A S/N OF 2214.
 4. Digital Multimeter Agilent 34401A S/N MY44005560.
 5. Pressure Transmitter Vaisala PTB202AD S/N T0650001.
 6. Audio Analyzer Keithley 2015-P S/N 4106495.
 7. Condenser Microphone Bruel&Kjaer 4180 S/N 2889871.

Calibration Procedure: CP-102-04 based on IEC 60942-2003. The sound pressure level of instrument was measured by standard microphone using an insert voltage technique.

This instrument has been calibrated against standards maintained at Electrical and Electronic Standards Laboratory (EEL), which are traceable to the International System of Units through the National Institute of Metrology (Thailand).

The information on actual reading is attached herewith and the uncertainty limits quoted refer to the measured values only.

Date of Receipt : 13 Jan. 2022

Date of Calibration : 26 Jan. 2022

1 / 3

The results relate only to the items tested/calibrated or value assigned.

Advertising the Report/Certificate and publicity of the results except in full are prohibited unless written permission is obtained from the governor of TISTR.

FM.BL.MTC.002 Rev.4

Head Office
35 Mu 3 Tambon Khlong Ha, Amphoe Khlong Luang,
Changwat Pathumthani 12120, Thailand
Tel. (66) 0 2577 9000
Fax. (66) 0 2577 9009
E-mail : rumpai@tistr.or.th Website:www.tistr.or.th

Office/Laboratory
Soi 1C, Bangpoo Industrial Estate, Sukhumvit Road,
Amphoe Muang, Changwat Samutprakan 10280, Thailand
Tel. (66) 0 2323 1672-80 ext. 115, 116
Fax. (66) 0 2323 9165
E-mail : mtc@tistr.or.th

Office
196 Phahonyothin Road, Chatuchak, Bangkok 10900,
Thailand
Tel. (66) 0 2579 1121-30 ext. 5219, 5225, 5217
Fax. (66) 0 2579 8592
E-mail : sumalee@tistr.or.th



THAILAND INSTITUTE OF SCIENTIFIC AND TECHNOLOGICAL RESEARCH (TISTR)

Request No. 21-65/0237

MTC No. EEL. BP. 47/0165

The reported expanded uncertainty is based upon a standard uncertainty multiplied by a coverage factor $k = 2$, providing a level of confidence of approximately 95%.

Nominal Output of Unit Under Test = 94 dB re 20 μ Pa at 1000 HzAcoustic Output in dB re 20 μ Pa , Corrected to Reference Conditions : 101.325 kPa , 23.0°C and 50 %RH

1. Sound Pressure Level

Standard Microphone Type	Measured Sound Pressure Level (dB)	Deviated value (dB)	Uncertainty (dB)	Tolerance limit IEC60942:2003 Class 2
1/2 inch Bruel&Kjaer 4180	94.50	0.50	± 0.10	± 0.75 dB

2. Frequency

Standard Microphone Type	Measured Frequency (Hz)	Deviated value (Hz)	Uncertainty (Hz)	Tolerance limit IEC60942:2003 Class 2
1/2 inch Bruel&Kjaer 4180	989.4	-10.6	± 1.5	$\pm 2.0\%$

3. Total distortion

Standard Microphone Type	Measured Total distortion (%)	Uncertainty (%)	Tolerance limit IEC60942:2003 Class 2
1/2 inch Bruel&Kjaer 4180	2.45	± 0.60	$\pm 4.0\%$

Note : 1. No adjustment.

2. The calibrator pressure correction was not included.

3. The microphone volume correction was not included.

Date of Calibration : 26 Jan. 2022

2 / 3 /

The results relate only to the items tested/calibrated or value assigned.

Advertising the Report/Certificate and publicity of the results except in full are prohibited unless written permission is obtained from the governor of TISTR.

FM.BL.MTC.002 Rev.4

Head Office

35 Mu 3 Tambon Khlong Ha, Amphoe Khlong Luang,
Changwat Pathumthani 12120, Thailand
Tel. (66) 0 2577 9000
Fax. (66) 0 2577 9009
E-mail : rumpai@tistr.or.th Website:www.tistr.or.th

Office/Laboratory

Soi 1C, Bangpoo Industrial Estate, Sukhumvit Road,
Amphoe Muang, Changwat Samutprakan 10280, Thailand
Tel. (66) 0 2323 1672-80 ext. 115, 116
Fax. (66) 0 2323 9165
E-mail : mtc@tistr.or.th

Office

196 Phahonyothin Road, Chatuchak, Bangkok 10900,
Thailand
Tel. (66) 0 2579 1121-30 ext. 5219, 5225, 5217
Fax. (66) 0 2579 8592
E-mail : sumalee@tistr.or.th



THAILAND INSTITUTE OF SCIENTIFIC AND TECHNOLOGICAL RESEARCH (TISTR)

Request No. 21-65/0237

MTC No. EEL. BP. 47/0165

Nominal Output of Unit Under Test = 114 dB re 20 μ Pa at 1000 Hz

Acoustic Output in dB re 20 μ Pa , Corrected to Reference Conditions : 101.325 kPa , 23.0 °C and 50 %RH

1. Sound Pressure Level

Standard Microphone Type	Measured Sound Pressure Level (dB)	Deviated value (dB)	Uncertainty (dB)	Tolerance limit IEC60942:2003 Class 2
1/2 inch Bruel&Kjaer 4180	114.28	0.28	± 0.10	± 0.75 dB

2. Frequency

Standard Microphone Type	Measured Frequency (Hz)	Deviated value (Hz)	Uncertainty (Hz)	Tolerance limit IEC60942:2003 Class 2
1/2 inch Bruel&Kjaer 4180	984.9	-15.1	± 1.5	$\pm 2.0\%$

3. Total Distortion

Standard Microphone Type	Measured Total Distortion (%)	Uncertainty (%)	Tolerance limit IEC60942:2003 Class 2
1/2 inch Bruel&Kjaer 4180	2.58	± 0.60	$\pm 4.0\%$

Note : 1. No adjustment.

2. The calibrator pressure correction was not included.

3. The microphone volume correction was not included.

Calibrated by :

(Mr. Weerachai Deechaiyae)

Approved by :

(Mr. Prawate Kluaypa)
Acting Director

Electrical and Electronic Standards Laboratory

Industrial Metrology and Testing Service Centre

Date of Calibration : 26 Jan. 2022

Date of Issue : 27 Jan. 2022

Ref : 2011265011300154001

End of Certificate

3 / 3

The results relate only to the items tested/calibrated or value assigned.
Advertising the Report/Certificate and publicity of the results except in full are prohibited unless written permission is obtained from the governor of TISTR.

FM.BL.MTC.002 Rev.4

Head Office
35 Mu 3 Tambon Khlong Ha, Amphoe Khlong Luang,
Changwat Pathumthani 12120, Thailand
Tel. (66) 0 2577 9000
Fax. (66) 0 2577 9009
E-mail : rumpai@tistr.or.th Website:www.tistr.or.th

Office/Laboratory
Soi 1C, Bangpoo Industrial Estate, Sukhumvit Road,
Amphoe Muang, Changwat Samutprakan 10280, Thailand
Tel. (66) 0 2323 1672-80 ext. 115, 116
Fax. (66) 0 2323 9165
E-mail : mtc@tistr.or.th

Office
196 Phahonyothin Road, Chatuchak, Bangkok 10900,
Thailand
Tel. (66) 0 2579 1121-30 ext. 5219, 5225, 5217
Fax. (66) 0 2579 8592
E-mail : sumalee@tistr.or.th



Thai Environmental Technic Limited


บริษัท เทคโนโลยีสิ่งแวดล้อมไทย จำกัด

Sound Level Meter Calibration Report

Equipment Type	: Sound Level Meter	Calibration Date	: 24-Oct-2022
Calibrator	: TENMARS Sound Calibrator TM-100	Barometric pressure (mmHg)	: 759.0 mmHg
Standard	: IEC 60942	Temperature (23±3)°C	: 25 °C
Accuracy	: 94.0 ±0.3 dB and 114.0±0.5 dB	Relative Humidity(50±15 %)	: 45.0 % RH
Frequency	: at 1,000 Hz ±1%	Dued Date of Calibrate	: 30-Nov-2022
Calibrator Serial NO.	: 181203570		

Item	Instrument Calibrated			Reference Acoustic dB	Before Adjust				After Adjust ± dB	Deviation ± dB	Result Calibrate
	Brand	Model	Serial NO.		ครั้งที่ 1	ครั้งที่ 2	ครั้งที่ 3	เฉลี่ย			
18	ACO	6226	070046	94.0	93.9	93.9	93.9	93.9	94.0	0.1	PASS
				114.0	113.9	113.9	113.9	113.9			
19	ACO	6226	070047	94.0	93.8	93.8	93.8	93.8	94.0	0.2	PASS
				114.0	113.8	113.8	113.8	113.8			
20	ACO	6226	070048	94.0	93.9	93.9	93.9	93.9	94.0	0.1	PASS
				114.0	113.9	113.9	113.9	113.9			
21	ACO	6226	070049	94.1	94.1	94.1	94.1	94.1	94.0	0.1	PASS
				114.0	114.0	114.0	114.0	114.0			
23	RION	NL-21	00487676	94.0	94.3	94.3	94.3	94.3	94.0	0.3	PASS
				114.0	114.1	114.1	114.1	114.1			
25	ACO	6226	100098	94.0	94.1	94.1	94.1	94.1	94.0	0.1	PASS
				114.0	114.1	114.1	114.1	114.1			
26	ACO	6226	100099	94.0	94.1	94.1	94.1	94.1	94.0	0.1	PASS
				114.0	114.1	114.1	114.1	114.1			
28	ACO	6226	100101	94.0	93.9	93.9	93.9	93.9	94.0	0.1	PASS
				114.0	113.9	113.9	113.9	113.9			
29	ACO	6226	100102	94.0	94.2	94.2	94.2	94.2	94.0	0.2	PASS
				114.0	114.1	114.1	114.1	114.1			
30	ACO	6226	100106	94.0	94.1	94.1	94.1	94.1	94.0	0.1	PASS
				114.0	114.0	114.0	114.0	114.0			

Calibration By : 

Approve by : 



Thai Environmental Technic Limited
บริษัท เทคนิคสิ่งแวดล้อมไทย จำกัด

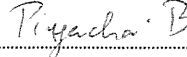
Sound Level Meter Calibration Report

Equipment Type : Sound Level Meter
Calibrator : TENMARS Sound Calibrator TM-100
Standard : IEC 60942
Accuracy : 94.0 ±0.3 dB and 114.0±0.5 dB
Frequency : at 1,000 Hz ±1%
Calibrator Serial NO. : 181203570

Calibration Date : 24-Oct-2022
Barometric pressure (mmHg) : 759.0 mmHg
Temperature (23±3)°C : 25 °C
Relative Humidity(50±15 %) : 45.0 % RH
Dued Date of Calibrate : 30-Nov-2022

Item	Instrument Calibrated			Reference Acoustic dB	Before Adjust				After Adjust ± dB	Deviation ± dB	Result Calibrate
	Brand	Model	Serial NO.		ครั้งที่ 1	ครั้งที่ 2	ครั้งที่ 3	เฉลี่ย			
31	ACO	6226	110098	94.0	94.1	94.1	94.1	94.1	94.0	0.1	PASS
				114.0	114.1	114.1	114.1	114.1			
32	ACO	6226	110105	94.0	93.8	93.8	93.8	93.8	94.0	0.2	PASS
				114.0	113.8	113.8	113.8	113.8			
33	ACO	6226	110096	94.0	94.1	94.1	94.1	94.1	94.0	0.1	PASS
				114.0	114.0	114.0	114.0	114.0			
34	ACO	6226	110099	94.0	94.1	94.1	94.1	94.1	94.0	0.1	PASS
				114.0	114.1	114.1	114.1	114.1			
35	ACO	6226	110097	94.0	94.1	94.1	94.1	94.1	94.0	0.1	PASS
				114.0	114.0	114.0	114.0	114.0			
36	ACO	6226	110102	94.0	93.7	93.7	93.7	93.7	94.0	0.3	PASS
				114.0	113.7	113.7	113.7	113.7			
37	ACO	6226	110101	94.0	94.1	94.1	94.1	94.1	94.0	0.1	PASS
				114.0	114.0	114.0	114.0	114.0			
38	ACO	6226	110106	94.0	94.1	94.1	94.1	94.1	94.0	0.1	PASS
				114.0	114.1	114.1	114.1	114.1			
39	ACO	6226	110104	94.0	93.8	93.8	93.8	93.8	94.0	0.2	PASS
				114.0	113.9	113.9	113.9	113.9			
40	ACO	6226	110100	94.0	94.2	94.2	94.2	94.2	94.0	0.2	PASS
				114.0	114.1	114.1	114.1	114.1			

Calibration By : 

Approve by : 




Thai Environmental Technic Limited
บริษัท เทคโนโลยีสิ่งแวดล้อมไทย จำกัด

Sound Level Meter Calibration Report

Equipment Type	: Sound Level Meter	Calibration Date	: 24-Oct-2022
Calibrator	: TENMARS Sound Calibrator TM-100	Barometric pressure (mmHg)	: 759.0 mmHg
Standard	: IEC 60942	Temperature (23±3)°C	: 25 °C
Accuracy	: 94.0 ±0.3 dB and 114.0±0.5 dB	Relative Humidity(50±15 %)	: 45.0 % RH
Frequency	: at 1,000 Hz ±1%	Dued Date of Calibrate	: 30-Nov-2022
Calibrator Serial NO.	: 181203570		

Item	Instrument Calibrated			Reference Acoustic dB	Before Adjust				After Adjust ± dB	Deviation ± dB	Result Calibrate
	Brand	Model	Serial NO.		ครั้งที่ 1	ครั้งที่ 2	ครั้งที่ 3	เฉลี่ย			
41	ACO	6226	130127	94.0	93.8	93.8	93.8	93.8	94.0	0.2	PASS
				114.0	113.8	113.8	113.8	113.8			
42	ACO	6226	130128	94.0	94.1	94.1	94.1	94.1	94.0	0.1	PASS
				114.0	114.1	114.1	114.1	114.1			
43	ACO	6226	130129	134.0	93.9	93.9	93.9	93.9	94.0	0.1	PASS
				154.0	113.9	113.9	113.9	113.9			
44	ACO	6226	130130	94.0	94.0	94.0	94.0	94.0	94.0	0.0	PASS
				114.0	114.0	114.0	114.0	114.0			
45	ACO	6226	130131	94.0	93.9	93.9	93.9	93.9	94.0	0.1	PASS
				114.0	113.8	113.8	113.8	113.8			
46	ACO	6236	112029	94.0	94.3	94.3	94.3	94.3	94.0	0.3	PASS
				114.0	114.1	114.1	114.1	114.1			
47	ACO	6236	152073	94.0	93.9	93.9	93.9	93.9	94.0	0.1	PASS
				114.0	113.9	113.9	113.9	113.9			
48	ACO	6236	152074	94.0	94.1	94.1	94.1	94.1	94.0	0.1	PASS
				114.0	113.9	113.9	113.9	113.9			
49	ACO	6236	152075	94.0	93.9	93.9	93.9	93.9	94.0	0.1	PASS
				114.0	113.9	113.9	113.9	113.9			
50	ACO	6236	152076	94.0	94.2	94.2	94.2	94.2	94.0	0.2	PASS
				114.0	114.1	114.1	114.1	114.1			

Calibration By : 

Approve by : 





Thai Environmental Technic Limited
บริษัท เทคนิคสิ่งแวดล้อมไทย จำกัด

Sound Level Meter Calibration Report

Equipment Type	: Sound Level Meter	Calibration Date	: 24-Oct-2022
Calibrator	: TENMARS Sound Calibrator TM-100	Barometric pressure (mmHg)	: 759.0 mmHg
Standard	: IEC 60942	Temperature (23±3)°C	: 25 °C
Accuracy	: 94.0 ±0.3 dB and 114.0±0.5 dB	Relative Humidity(50±15 %)	: 45.0 % RH
Frequency	: at 1,000 Hz ±1%	Dued Date of Calibrate	: 30-Nov-2022
Calibrator Serial NO.	: 181203570		

Item	Instrument Calibrated			Reference Acoustic dB	Before Adjust				After Adjust ± dB	Deviation ± dB	Result Calibrate
	Brand	Model	Serial NO.		ครั้งที่ 1	ครั้งที่ 2	ครั้งที่ 3	เฉลี่ย			
51	ACO	6236	152077	94.0	93.8	93.8	93.8	93.8	94.0	0.2	PASS
				114.0	113.7	113.7	113.7	113.7			
52	ACO	6226	150142	94.0	94.2	94.2	94.2	94.2	94.0	0.2	PASS
				114.0	114.1	114.1	114.1	114.1			
53	ACO	6226	160095	94.0	94.1	94.1	94.1	94.1	94.0	0.1	PASS
				114.0	114.0	114.0	114.0	114.0			
54	ACO	6226	160096	94.0	94.0	94.0	94.0	94.0	94.0	0.0	PASS
				114.0	114.1	114.1	114.1	114.1			
55	ACO	6226	160097	94.0	93.9	93.9	93.9	93.9	94.0	0.1	PASS
				114.0	113.9	113.9	113.9	113.9			
56	ACO	6226	160098	94.0	94.2	94.2	94.2	94.2	94.0	0.2	PASS
				114.0	114.1	114.1	114.1	114.1			
57	ACO	6226	160099	94.0	94.0	94.0	94.0	94.0	94.0	0.0	PASS
				114.0	113.9	113.9	113.9	113.9			
58	ACO	6226	160143	94.0	93.9	93.9	93.9	93.9	94.0	0.1	PASS
				114.0	114.0	114.0	114.0	114.0			
59	ACO	6226	160203	94.0	94.1	94.1	94.1	94.1	94.0	0.1	PASS
				114.0	114.0	114.0	114.0	114.0			
60	ACO	6226	160204	94.0	93.9	93.9	93.9	93.9	94.0	0.1	PASS
				114.0	113.9	113.9	113.9	113.9			

Calibration By : 

Approve by : 




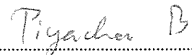
Thai Environmental Technic Limited
บริษัท เทคโนโลยีสิ่งแวดล้อมไทย จำกัด

Sound Level Meter Calibration Report

Equipment Type	: Sound Level Meter	Calibration Date	: 24-Oct-2022
Calibrator	: TENMARS Sound Calibrator TM-100	Barometric pressure (mmHg)	: 759.0 mmHg
Standard	: IEC 60942	Temperature (23±3)°C	: 25 °C
Accuracy	: 94.0 ±0.3 dB and 114.0±0.5 dB	Relative Humidity(50±15 %)	: 45.0 % RH
Frequency	: at 1,000 Hz ±1%	Dued Date of Calibrate	: 30-Nov-2022
Calibrator Serial NO.	: 181203570		

Item	Instrument Calibrated			Reference Acoustic dB	Before Adjust				After Adjust ± dB	Deviation ± dB	Result Calibrate
	Brand	Model	Serial NO.		ครั้งที่ 1	ครั้งที่ 2	ครั้งที่ 3	เฉลี่ย			
61	ACO	6226	160205	94.0	94.2	94.2	94.2	94.2	94.0	0.2	PASS
				114.0	114.1	114.1	114.1	114.1			
62	ACO	6226	160211	94.0	93.9	93.9	93.9	93.9	94.0	0.1	PASS
				114.0	113.9	113.9	113.9	113.9			
63	ACO	6226	160212	94.0	94.2	94.2	94.2	94.2	94.0	0.2	PASS
				114.0	114.1	114.1	114.1	114.1			
64	ACO	6226	160213	94.0	94.2	94.2	94.2	94.2	94.0	0.2	PASS
				114.0	114.1	114.1	114.1	114.1			
66	ACO	6226	160215	94.0	94.0	94.0	94.0	94.0	94.0	0.0	PASS
				114.0	114.0	114.0	114.0	114.0			
67	ACO	6226	160216	94.0	94.0	94.0	94.0	94.0	94.0	0.0	PASS
				114.0	114.0	114.0	114.0	114.0			
68	ACO	6236	222036	94.0	94.0	94.0	94.0	94.0	94.0	0.0	PASS
				114.0	114.1	114.1	114.1	114.1			
69	ACO	6236	222037	94.0	94.1	94.1	94.1	94.1	94.0	0.1	PASS
				114.0	114.0	114.0	114.0	114.0			
70	ACO	6236	222038	94.0	93.9	93.9	93.9	93.9	94.0	0.1	PASS
				114.0	113.9	113.9	113.9	113.9			
71	ACO	6236	222039	94.0	94.2	94.2	94.2	94.2	94.0	0.2	PASS
				114.0	114.1	114.1	114.1	114.1			
72	ACO	6236	222040	94.0	94.1	94.1	94.1	94.1	94.0	0.1	PASS
				114.0	114.0	114.0	114.0	114.0			

Calibration By : 

Approve by : 



Certificate of Calibration

Certificate Number : SPR22030143-9

Page : 1 of 3

Customer : Thai Environmental Technic Limited.

1/6 Soi Ramkhamhaeng 145, Khwaeng Saphan Sung, Khet Saphan
Sung, Bangkok 10240, Thailand.

Equipment Name : Noise Dose Meter

Manufacturer : SOUNDTEK

Model : ST-130

Serial Number : 220100052

ID. Number : No.32

Environmental Conditions

Ambient Temperature : $23^{\circ}\text{C} \pm 3^{\circ}\text{C}$

Received Date : 09 Mar 2022

Relative Humidity : $50\% \pm 15\%$

Calibration Date : 10 Mar 2022

Location of Calibration : In-Lab

Recommend Due Date : 10 Mar 2023

Calibration Procedure : SP-CPE-04-01

Date of Issue : 11 Mar 2022

Method of Calibration

This certifies that the above instrument was calibrated in compliance with the calibration system requirement of ISO/IEC 17025:2017 in accordance with reference procedure. Standards used to perform this calibration are certified by to NIST or equivalent, National metrology institute, Natural physical constants, consensus standards. The result reported herein apply only to the calibration of the item described above as received. Our decision rule is to contact the customer if the item pass and fail calibration when the results include the uncertainties and the customer must determine if the results meets their needs.

All calibrations are performed within manufacture's specifications. The calibration certificate shall not be reproduced except in full, without written approval of SP Metrology System (Thailand).

Calibrated by : Mr. Surasak Vakjan

Approved by :

Calibration Officer

(Mr. Worapong Sinthusopa)

Authorized Signatory



Calibration Report

Certificate Number : SPR22030143-9

Page : 2 of 3

Reference Standards

Equipment Name	Model	Serial No.	Certificate No.	Due. Date
Sound Level Calibrator	SC-942	B014059	EEL.BP. 34/1264	22 Dec 2022

Traceability

This certification is traceable to the International System of Unit maintained at :

TISTR - Thailand Institute of Scientific and Technological Research



Result of Calibration

Certificate No. : SPR22030143-9

Page : 3 of 3

Range : 94 to 114 dB

Function : @1kHz

Select A

Unit : dB

Standard Setting	UUC Reading		Error		Uncertainty (±)
	Fast	Slow	Fast	Slow	
94	94.0	94.0	0.0	0.0	0.15
114	114.0	114.0	0.0	0.0	0.15

Select C

Unit : dB

Standard Setting	UUC Reading		Error		Uncertainty (±)
	Fast	Slow	Fast	Slow	
94	94.0	94.0	0.0	0.0	0.15
114	113.9	113.9	-0.1	-0.1	0.15

Select Z

Unit : dB

Standard Setting	UUC Reading		Error		Uncertainty (±)
	Fast	Slow	Fast	Slow	
94	94.0	94.0	0.0	0.0	0.15
114	113.9	113.9	-0.1	-0.1	0.15

Note:

The result of calibration was found accurate as show on date and place of calibration only.
This Certificate is not certified for any commercial transaction.

Measurement Uncertainty

The reported uncertainty of measurement is the expanded uncertainty obtained by multiplying the standard uncertainty with the coverage factor $k = 2.00$, providing a level of confidence approximately 95%.

- End of Certificate -



Certificate of Calibration

Certificate Number : SPR22030143-12

Page : 1 of 3

Customer : Thai Environmental Technic Limited.

1/6 Soi Ramkhamhaeng 145, Khwaeng Saphan Sung, Khet Saphan
Sung, Bangkok 10240, Thailand.

Equipment Name : Noise Dose Meter

Manufacturer : SOUNDTEK

Model : ST-130

Serial Number : 220100055

ID. Number : No.35

Environmental Conditions

Ambient Temperature : $23\text{ }^{\circ}\text{C} \pm 3\text{ }^{\circ}\text{C}$

Received Date : 09 Mar 2022

Relative Humidity : $50\% \pm 15\%$

Calibration Date : 10 Mar 2022

Location of Calibration : In-Lab

Recommend Due Date : 10 Mar 2023

Calibration Procedure : SP-CPE-04-01

Date of Issue : 11 Mar 2022

Method of Calibration

This certifies that the above instrument was calibrated in compliance with the calibration system requirement of ISO/IEC 17025:2017 in accordance with reference procedure. Standards used to perform this calibration are certified by to NIST or equivalent, National metrology institute, Natural physical constants, consensus standards. The result reported herein apply only to the calibration of the item described above as received. Our decision rule is to contact the customer if the item pass and fail calibration when the results include the uncertainties and the customer must determine if the results meets their needs.

All calibrations are performed within manufacture's specifications. The calibration certificate shall not be reproduced except in full, without written approval of SP Metrology System (Thailand).

Calibrated by : Mr. Surasak Vakjan

Approved by :

Calibration Officer

(Mr. Worapong Sinthusopa)

Authorized Signatory



Calibration Report

Certificate Number : SPR22030143-12

Page : 2 of 3

Reference Standards

Equipment Name	Model	Serial No.	Certificate No.	Due. Date
Sound Level Calibrator	SC-942	B014059	EEL.BP. 34/1264	22 Dec 2022

Traceability

This certification is traceable to the International System of Unit maintained at :

TISTR - Thailand Institute of Scientific and Technological Research



Result of Calibration

Certificate No. : SPR22030143-12

Page : 3 of 3

Range : 94 to 114 dB

Function : @1kHz

Select A

Unit : dB

Standard Setting	UUC Reading		Error		Uncertainty (±)
	Fast	Slow	Fast	Slow	
94	94.0	94.0	0.0	0.0	0.15
114	114.0	114.0	0.0	0.0	0.15

Select C

Unit : dB

Standard Setting	UUC Reading		Error		Uncertainty (±)
	Fast	Slow	Fast	Slow	
94	94.0	94.0	0.0	0.0	0.15
114	114.0	114.0	0.0	0.0	0.15

Select Z

Unit : dB

Standard Setting	UUC Reading		Error		Uncertainty (±)
	Fast	Slow	Fast	Slow	
94	94.0	94.0	0.0	0.0	0.15
114	114.0	114.0	0.0	0.0	0.15

Note:

The result of calibration was found accurate as show on date and place of calibration only.
This Certificate is not certified for any commercial transaction.

Measurement Uncertainty

The reported uncertainty of measurement is the expanded uncertainty obtained by multiplying the standard uncertainty with the coverage factor $k = 2.00$, providing a level of confidence approximately 95%.

– End of Certificate –



Certificate of Calibration

Certificate Number : SPR22030143-11

Page : 1 of 3

Customer : Thai Environmental Technic Limited.

1/6 Soi Ramkhamhaeng 145, Khwaeng Saphan Sung, Khet Saphan
Sung, Bangkok 10240, Thailand.

Equipment Name : Noise Dose Meter

Manufacturer : SOUNDTEK

Model : ST-130

Serial Number : 220100054

ID. Number : No.34

Environmental Conditions

Ambient Temperature : $23\text{ }^{\circ}\text{C} \pm 3\text{ }^{\circ}\text{C}$

Received Date : 09 Mar 2022

Relative Humidity : $50\% \pm 15\%$

Calibration Date : 10 Mar 2022

Location of Calibration : In-Lab

Recommend Due Date : 10 Mar 2023

Calibration Procedure : SP-CPE-04-01

Date of Issue : 11 Mar 2022

Method of Calibration

This certifies that the above instrument was calibrated in compliance with the calibration system requirement of ISO/IEC 17025:2017 in accordance with reference procedure. Standards used to perform this calibration are certified by to NIST or equivalent, National metrology institute, Natural physical constants, consensus standards. The result reported herein apply only to the calibration of the item described above as received. Our decision rule is to contact the customer if the item pass and fail calibration when the results include the uncertainties and the customer must determine if the results meets their needs.

All calibrations are performed within manufacture's specifications. The calibration certificate shall not be reproduced except in full, without written approval of SP Metrology System (Thailand).

Calibrated by : Mr. Surasak Vakjan

Approved by :

Calibration Officer

(Mr. Worapong Sinthusopa)

Authorized Signatory



Calibration Report

Certificate Number : SPR22030143-11

Page : 2 of 3

Reference Standards

Equipment Name	Model	Serial No.	Certificate No.	Due. Date
Sound Level Calibrator	SC-942	B014059	EEL.BP. 34/1264	22 Dec 2022

Traceability

This certification is traceable to the International System of Unit maintained at :

TISTR - Thailand Institute of Scientific and Technological Research



Result of Calibration

Certificate No. : SPR22030143-11

Page : 3 of 3

Range : 94 to 114 dB

Function : @1kHz

Select A

Unit : dB

Standard Setting	UUC Reading		Error		Uncertainty (±)
	Fast	Slow	Fast	Slow	
94	94.0	94.0	0.0	0.0	0.15
114	114.0	114.0	0.0	0.0	0.15

Select C

Unit : dB

Standard Setting	UUC Reading		Error		Uncertainty (±)
	Fast	Slow	Fast	Slow	
94	94.0	94.0	0.0	0.0	0.15
114	114.0	114.0	0.0	0.0	0.15

Select Z

Unit : dB

Standard Setting	UUC Reading		Error		Uncertainty (±)
	Fast	Slow	Fast	Slow	
94	94.0	94.0	0.0	0.0	0.15
114	114.0	114.0	0.0	0.0	0.15

Note:

The result of calibration was found accurate as show on date and place of calibration only.
This Certificate is not certified for any commercial transaction.

Measurement Uncertainty

The reported uncertainty of measurement is the expanded uncertainty obtained by multiplying the standard uncertainty with the coverage factor $k = 2.00$, providing a level of confidence approximately 95%.

– End of Certificate –

JANTYTECH
建通科技

Factory Calibration Certificate

Instrument information

Name	WET BULB GLOBE TEMPERATURE (WBGT) METER
Series No	3522210144
Type	JT2011-E2A

Integrity check of instrument

Appearance	√
Parts integrity	√
Screen display or touch	√
Instrument button	√
Power supply	√
battery	√
Data storage and export	√
Deviation degree of comparison test with standard instrument	√

Calibration Results

UUC Sensor	Standard Temperature (°C)	UUC Reading (°C)	Correction (°C)	Uncertainty (±°C)
WET	30.0	29.8	0.2	0.2
	35.0	35.1	-0.1	0.2
	40.0	40.2	-0.2	0.2
DRY	30.0	29.9	0.1	0.2
	35.0	35.1	-0.1	0.2
	40.0	39.8	0.2	0.2
GLOBE	30.0	29.9	0.1	0.2
	35.0	34.9	0.1	0.2
	40.0	40.1	-0.1	0.2

Environmental conditions: temperature: 26 °C±2°C, relative humidity: 30% RH±10RH%


Reference Standard : Standard Mercury Thermometers, Manufacturer: BGRI, Model: STA, SN: 2-56,

Calibrated Date: 30 March 2021, Calibration Certificate No. : RA21H-AB1000009

This Certificate is traceable to NCMT North China, Certificate No.: RA20J-AK000073

Calibration Engineer: _____

Date: _____



JANTYTECH
建通科技

Factory Calibration Certificate

Instrument information

Name	WET BULB GLOBE TEMPERATURE (WBGT) METER
Series No	3522210145
Type	JT2011-E2A

Integrity check of instrument

Appearance	✓
Parts integrity	✓
Screen display or touch	✓
Instrument button	✓
Power supply	✓
battery	✓
Data storage and export	✓
Deviation degree of comparison test with standard instrument	✓

Calibration Results

UUC Sensor	Standard Temperature (°C)	UUC Reading (°C)	Correction (°C)	Uncertainty (±°C)
WET	30.0	30.1	-0.1	0.2
	35.0	35.1	-0.1	0.2
	40.0	40.2	-0.2	0.2
DRY	30.0	30.2	-0.2	0.2
	35.0	35.1	-0.1	0.2
	40.0	39.8	0.2	0.2
GLOBE	30.0	29.8	0.2	0.2
	35.0	34.9	0.1	0.2
	40.0	39.8	0.2	0.2

Environmental conditions: temperature: 26 °C±2°C, relative humidity: 30% RH±10RH%

Reference Standard : Standard Mercury Thermometers, Manufacturer: BGRI, Model: STA, SN: 2-56,
Calibrated Date: 30 March 2021, Calibration Certificate No. : RA21H-AB1000009

This Certificate is traceable to NCMT North China, Certificate No.: RA201-AK000073

Calibration Engineer: 

Date: 2022.3.7

Request No. : 22-65 / 0551

MTC No. : PSL-P 149 / 65

CERTIFICATE OF CALIBRATION

Nomenclature : Digital Lux Meter
Maker : DIGICON

Serial No. : Q066345
Model : LX-50

Customer : **THAI ENVIRONMENTAL TECHNIC LIMITED**

Address : 1/6 Soi Ramkhamhaeng 145, Khwaeng/Khet Saphan Sung, Bangkok 10240

Date of receipt : 23 May 2022

Date of calibration : 9 June 2022

Place of calibration : Photometry and Temperature Standards Laboratory, MTC. (Bangpoo)

Basis of calibration : calibration at 0 ~ 5000 lux.

Condition of calibration : - Ambient temperature : $(25 \pm 2) ^\circ\text{C}$
- Relative humidity : $(60 \pm 20) \%$

Reference Standard : Working Standard Luminous Intensity Lamp, Serial No.: FEL003 and 3501,
can be traceable to international system of units (SI), through calibration certificate
MTC No. PSL-P 132/65 and PSL-P 133/65, date of calibration 12 May 2022.

Traceability : This certificate is traceable to SI units through the National Institute of Metrology (Thailand)
calibration certificate No. TP-1003-21, TP-1004-21 and TP-1005-21

Support Equipment : 1. Photometric bench , 3.0 meter long
2. DC power supply, Serial No.: BC - 341006035007/2
3. Digital Multimeter , Model : R 6551 , S/N : 92041186 and 92041192

Calibration Procedure : The measurement was done in accordance with WI.CP.10.
The reported uncertainty is based on a standard uncertainty multiplied by a coverage
factor $k = 2$, providing a level of confidence of approximately 95 %.



page 1 of 2

The results relate only to the items tested/calibrated or value assigned.
Advertising the Report/Certificate and publicity of the results except in full are prohibited unless written permission is obtained from the governor of TISTR.

FM.BL.MTC.002 Rev.4

Head Office
35 Mu 3 Tambon Khlong Ha, Amphoe Khlong Luang,
Changwat Pathumthani 12120, Thailand
Tel. (66) 0 2577 9000
Fax. (66) 0 2577 9009
E-mail : rumpai@tistr.or.th Website:www.tistr.or.th

Office/Laboratory
Soi 1C, Bangpoo Industrial Estate, Sukhumvit Road,
Amphoe Muang, Changwat Samutprakan 10280, Thailand
Tel. (66) 0 2323 1672-80 ext. 115, 116
Fax. (66) 0 2323 9165
E-mail : mtc@tistr.or.th

Office
196 Phahonyothin Road, Chatuchak, Bangkok 10900,
Thailand
Tel. (66) 0 2579 1121-30 ext. 5219, 5225, 5217
Fax. (66) 0 2579 8592
E-mail : sumalee@tistr.or.th

Request No. : 22-65 / 0551

MTC No. : PSL-P 149 / 65

Serial No. : Q066345

Results :

UUC Range (lux)	Standard (lux)	*UUC Reading Before Adj.(lux)	UUC Reading After Adj.(lux)	Uncertainty of Measurement \pm (lux)
2000	100	101	103	2.3
	500	496	503	10.9
	1000	985	1000	21.7
	1500	1474	1496	32.5
	1900	1865	1894	41.2
20000	2000	1910	2000	50
	3000	2870	3000	70
	4000	3810	3990	90
	5000	4760	4980	110
50000	2000	1900	2000	80
	3000	2900	3000	90
	4000	3800	4000	110
	5000	4800	5000	130


Note : *UUC = Unit Under Calibration.

...end of certificate...

Calibrated by :


(Mr. Kittipat Wiriyaprasat)

Approved by :


(Mr. Kamchai Singhapiwat)
Director

Photometry and Temperature Standards Laboratory

Ref. : 2012265052302272001

Issued date : 10 June 2022

page 2 of 2

The results relate only to the items tested/calibrated or value assigned.

Advertising the Report/Certificate and publicity of the results except in full are prohibited unless written permission is obtained from the governor of TISTR.

FM.BL.MTC.002 Rev.4

Head Office

35 Mu 3 Tambon Khlong Ha, Amphoe Khlong Luang,
Changwat Pathumthani 12120, Thailand
Tel. (66) 0 2577 9000
Fax. (66) 0 2577 9009
E-mail : rumpai@tistr.or.th Website:www.tistr.or.th

Office/Laboratory

Soi 1C, Bangpoo Industrial Estate, Sukhumvit Road,
Amphoe Muang, Changwat Samutprakan 10280, Thailand
Tel. (66) 0 2323 1672-80 ext. 115, 116
Fax. (66) 0 2323 9165
E-mail : mtc@tistr.or.th

Office

196 Phahonyothin Road, Chatuchak, Bangkok 10900,
Thailand
Tel. (66) 0 2579 1121-30 ext. 5219, 5225, 5217
Fax. (66) 0 2579 8592
E-mail : sumalee@tistr.or.th